



# Matthew R. Young DDS

Diplomate, American Board of Oral Implantology/ Implant Dentistry  
Honored Fellow, American Academy of Implant Dentistry  
Private Practice, San Francisco, CA

122nd Annual Alumni Conference  
University of The Pacific Arthur A. Dugoni School of Dentistry  
San Francisco, CA February 26 2021

1

UOP Alumni 2021 - March 10, 2021

# San Francisco, CA



2

UOP Alumni 2021 - March 10, 2021



3

UOP Alumni 2021 - March 10, 2021



4

UOP Alumni 2021 - March 10, 2021

# Dr. Dennis Shinbori



5

UOP Alumni 2021 - March 10, 2021



6

UOP Alumni 2021 - March 10, 2021

## Dr Wayne DelCarlo



7

UOP Alumni 2021 - March 10, 2021

## Dr. Arthur A. Dugoni



8

UOP Alumni 2021 - March 10, 2021

## Dean Nadershahi & Dr Yarborough



9

UOP Alumni 2021 - March 10, 2021

## Ms. Deborah Elam & Ms. Joanne Fox & The Alumni Team- Rowena



10

UOP Alumni 2021 - March 10, 2021

## Dugoni Alumni Presidents Dr Alan Budenz & Dr David Ehsan



11

UOP Alumni 2021 - March 10, 2021

## Audience Survey

12

UOP Alumni 2021 - March 10, 2021

## Audience Survey

- Question #3
  - How Passionate Are You About the Dugoni School of Dentistry?
- **A. I am extremely passionate about UOP. I love it Here!**
- B. I am just starting to become familiar with UOP

13

UOP Alumni 2021 - March 10, 2021

## Learning Objectives

- Understand Digital vs Conventional Implant Impressions
- Understand Digital vs Conventional Implant Restorations
- Understand Digital Planning and Guided Surgery vs. Free Handed
- Understand Provisional Restorations and Their Use
- Understand The Value of 3D Printing

14

UOP Alumni 2021 - March 10, 2021

## Objectives

- Understand Conventional Vs. Digital Impression Techniques
- Understand Conventional vs Digital Implant Restorations
- Implant Surgery Using Digital Technology
- Understand Digital Planning and Guided Surgery vs. Free Hand
- Understand the Value of Provisional Restorations
- Learn the Value of 3D Printing

15

UOP Alumni 2021 - March 10, 2021



16

UOP Alumni 2021 - March 10, 2021



17

UOP Alumni 2021 - March 10, 2021



18

UOP Alumni 2021 - March 10, 2021

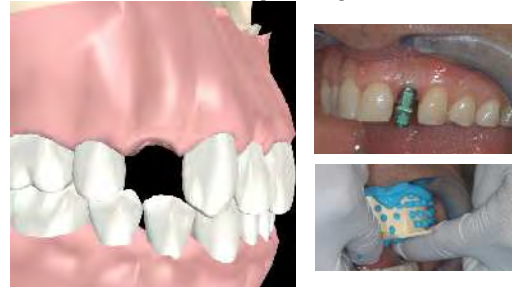
## Closed Tray Impression



19

UOP Alumni 2021 - March 10, 2021

## Closed Tray Impression



20

UOP Alumni 2021 - March 10, 2021

## Analog



21

UOP Alumni 2021 - March 10, 2021

## Soft Tissue Model



22

UOP Alumni 2021 - March 10, 2021

## Closed Tray

23

UOP Alumni 2021 - March 10, 2021

## Posterior Screw Retained

24

UOP Alumni 2021 - March 10, 2021



## Posterior Screw Retained



25

UOP Alumni 2021 - March 10, 2021

## Posterior Screw Retained



26

UOP Alumni 2021 - March 10, 2021

## Impression Material Vinyl Polysiloxane



27

UOP Alumni 2021 - March 10, 2021

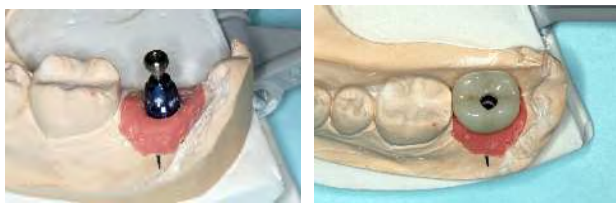
## Posterior Screw Retained



28

UOP Alumni 2021 - March 10, 2021


## Posterior Screw Retained



29

UOP Alumni 2021 - March 10, 2021

## Abutment Selection Cemented Restorations



30

UOP Alumni 2021 - March 10, 2021

## Posterior Screw Retained



31

UOP Alumni 2021 - March 10, 2021

## Posterior Screw Retained



32

UOP Alumni 2021 - March 10, 2021

## Posterior Screw Retained



33

UOP Alumni 2021 - March 10, 2021

## Open Tray

34

UOP Alumni 2021 - March 10, 2021

## Digital Impressions

35

UOP Alumni 2021 - March 10, 2021

## Immediate Implant

Mandibular Premolar  
Osseodensification

36

UOP Alumni 2021 - March 10, 2021

## Mandibular Pre Molar



37

UOP Alumni 2021 - March 10, 2021

## Mandibular Premolar



38

UOP Alumni 2021 - March 10, 2021

## Mandibular Pre Molar



39

UOP Alumni 2021 - March 10, 2021

## Mineralized Allograft

- Cancellous bone
- Cortical bone
- 250-1000um particle size
- 1000-2000 um particle size
- Utilized for:
  - Socket Preservation
  - Sinus augmentation
  - Periodontal defects
  - Ridge defects



40

UOP Alumni 2021 - March 10, 2021

## Mandibular Premolar



41

UOP Alumni 2021 - March 10, 2021

## Digital Impression

42

UOP Alumni 2021 - March 10, 2021

## BellaTek® Encode® TSV® Healing Abutment



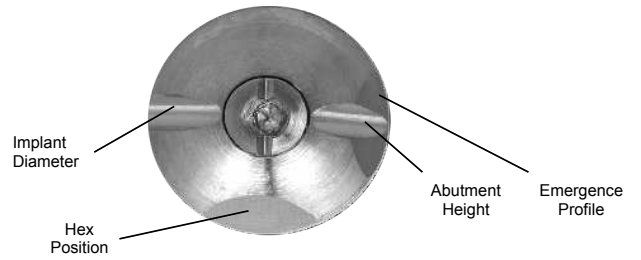
43

UOP Alumni 2021 - March 10, 2021

## BellaTek® Encode® Impression System

The codes on the BellaTek Encode Healing Abutment provide 3D information.

**What**



ZIMMER BIOMET

©2021 ZIMMER BIOMET. All Rights Reserved. PPT014411102201-4

44

UOP Alumni 2021 - March 10, 2021

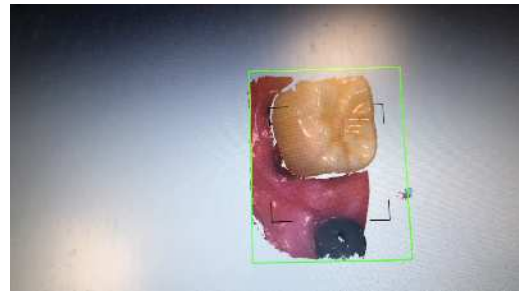
## Encode Digital Impression



45

UOP Alumni 2021 - March 10, 2021

## Trios Encode Digital Scan



46

UOP Alumni 2021 - March 10, 2021

## Prosthetics 3 Months



47

UOP Alumni 2021 - March 10, 2021

## CAD/CAM Titanium Screw Retained Monolithic Zirconia



48

UOP Alumni 2021 - March 10, 2021



## Prosthetics 3 Months



49

UOP Alumni 2021 - March 10, 2021

## Screw Retained Prosthesis 3 Months



50

UOP Alumni 2021 - March 10, 2021

## The Waste From Dentistry



51

UOP Alumni 2021 - March 10, 2021

## The Waste From Dentistry



52

UOP Alumni 2021 - March 10, 2021

## CAD/CAM Implants

CAD/CAM Natural Tooth Crown



53

UOP Alumni 2021 - March 10, 2021

## CAD/CAM Implant & Crown



54

UOP Alumni 2021 - March 10, 2021

## CAD/CAM Implant & Crown



55

UOP Alumni 2021 - March 10, 2021

## CAD/CAM Implant & Crown



56

UOP Alumni 2021 - March 10, 2021

## CAD/CAM Implant & Crown



57

UOP Alumni 2021 - March 10, 2021

## CAD/CAM Implant & Crown



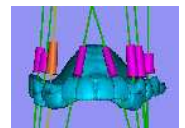
58

UOP Alumni 2021 - March 10, 2021

## Implant Dentistry is a Restorative Discipline with a Surgical Component

Proper Planning  
Predictable Procedures

- Visualize and Plan the Placement of Implants
- Visual- Nerves and Bone Voids
- Optimal Surgical Strategy
- Precise Placement
- Ability to Develop Provisionals



Millennium Research Group Guided Surgery in the Global Markets Implant Dentistry- 2008 17.4 375-376

59

UOP Alumni 2021 - March 10, 2021

60

UOP Alumni 2021 - March 10, 2021

## Advantages

- Wider Implants with Adequate Available Bone
- Increased Confidence
- Handle More Complex Cases
- Increase Amount of Implants Placed



Millenium Research Group Guided Surgery in the Global Markets Implant Dentistry- 2008 17.4 375-376

61

UOP Alumni 2021 - March 10, 2021

## Jumping the Hurdles of Guided Surgery

- High Capital Investment
  - Delay Purchasing Unit
  - Negotiate Fee for Software and Guide
- Learning Curve
  - Work with Practitioners that are experts
  - Experienced Lab
  - Reliable Tech Support
  - Ask Questions

62

UOP Alumni 2021 - March 10, 2021

## Getting Started

- Start with Cases That You Feel Are Routine
- Tooth Borne Supported Guides
- Avoid Complicated Cases
- Case Selection
- Understand the Surgical Protocol

63

UOP Alumni 2021 - March 10, 2021

## Types of CT Scan Machines

- Medical CT
  - Higher Radiation
  - Use on All Patients
  - Large Footprint
- Dental Cone Beam
  - Lower Radiation
  - Smaller FOV
  - Smaller Footprint



64

UOP Alumni 2021 - March 10, 2021

## Information Gained from CT

- Bone Height
- Bone Width
- Bone Volume
- Bone Density- Hounsfield Units- EMI
- "Evolved from a Diagnostic Tool for Surgery to Treatment Planning Tool for the Restorative Phase"

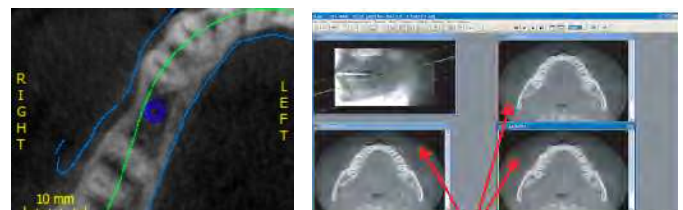
Ganz, SD "Use of Stereolithographic Models as Diagnostic and Restorative Aids for Predictable Immediate Loading of Implants"  
PPAD 2003 15(10)763-771

65

UOP Alumni 2021 - March 10, 2021

## Axial Images

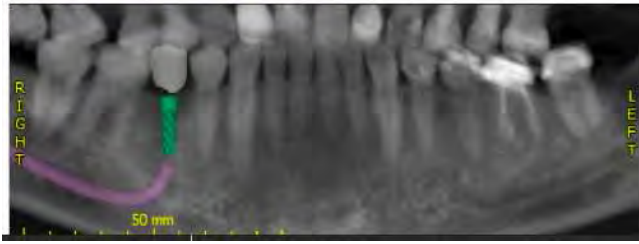
Horizontal Slices of a Volume



66

UOP Alumni 2021 - March 10, 2021

## Panorex Views

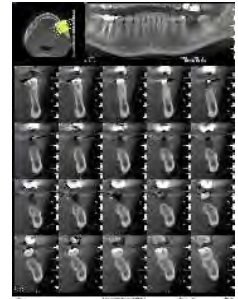


67

UOP Alumni 2021 - March 10, 2021

## Tomogram Series

- CT scan Alone is a Surgical Tool



68

UOP Alumni 2021 - March 10, 2021

## Guided Surgery Companies



69

UOP Alumni 2021 - March 10, 2021

## 3D Planning Guided Surgery

Guided Prosthetics

70

UOP Alumni 2021 - March 10, 2021

## Site 29



71

UOP Alumni 2021 - March 10, 2021

## Itero Digital Scan



72

UOP Alumni 2021 - March 10, 2021

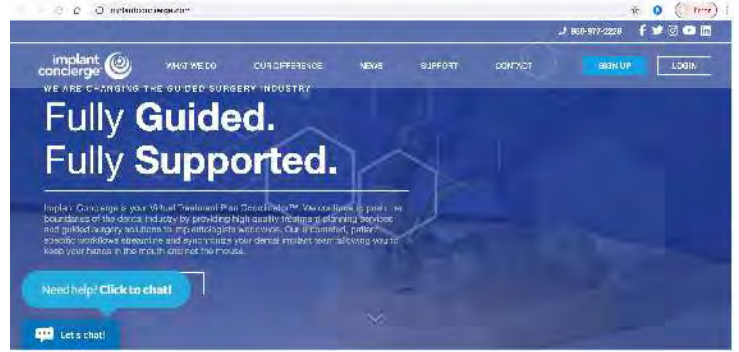


# Digital Scan Merged with CT Scan



73

UOP Alumni 2021 - March 10, 2021



74

UOP Alumni 2021 - March 10, 2021



## Create Case

Software / Guide Preference: ImplantConcierge

### Patient Information

First Name	<input type="text" value="First Name"/>
Last Name	<input type="text" value="Last Name"/>
Date of Birth	<input type="text" value="Date of Birth: Ex. 03/05/1965"/>

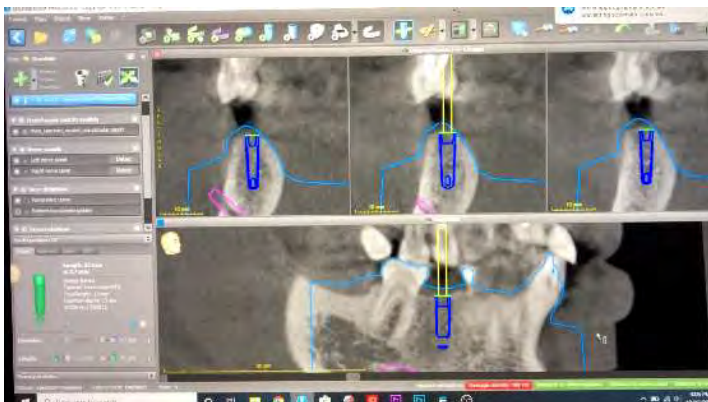
75

UOP Alumni 2021 - March 10, 2021



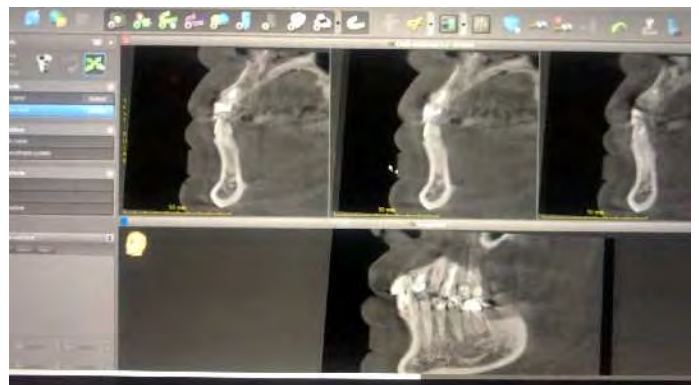
76

UOP Alumni 2021 - March 10, 2021



77

UOP Alumni 2021 - March 10, 2021

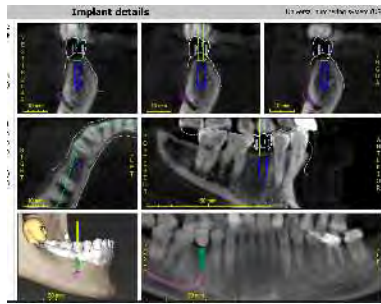


78

UOP Alumni 2021 - March 10, 2021

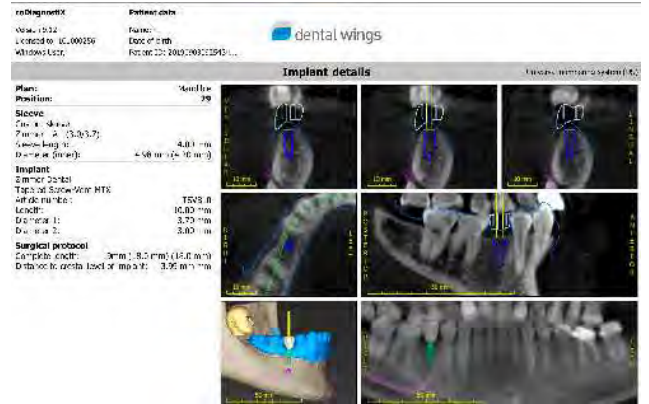


# Site 29



79

UOP Alumni 2021 - March 10, 2021



80

UOP Alumni 2021 - March 10, 2021

# CAD Surgical Guide



81

UOP Alumni 2021 - March 10, 2021

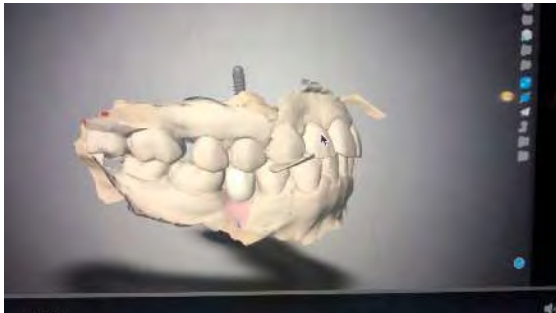
# 29 Plan



82

UOP Alumni 2021 - March 10, 2021

# Provisional Design



83

UOP Alumni 2021 - March 10, 2021

# Surgical Guide



84

UOP Alumni 2021 - March 10, 2021

## Surgical Kit

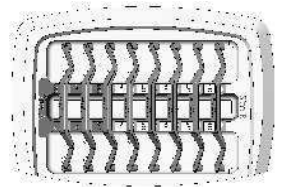


85

UOP Alumni 2021 - March 10, 2021

## Longer Drills with Stops Tube Adaptors

Drive EG Drills (Long Drills for Guided Surgery)



86

UOP Alumni 2021 - March 10, 2021

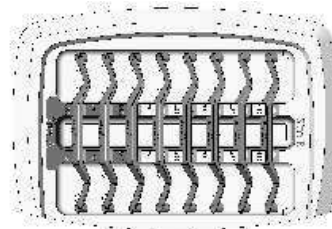
## 3D Planning Guided Surgery



87

UOP Alumni 2021 - March 10, 2021

## Surgical Guide



88

UOP Alumni 2021 - March 10, 2021



89

UOP Alumni 2021 - March 10, 2021

## Surgical Guide



90

UOP Alumni 2021 - March 10, 2021

## Site 29



91

UOP Alumni 2021 - March 10, 2021

## Surgery



92

UOP Alumni 2021 - March 10, 2021

## Surgery



93

UOP Alumni 2021 - March 10, 2021



94

UOP Alumni 2021 - March 10, 2021

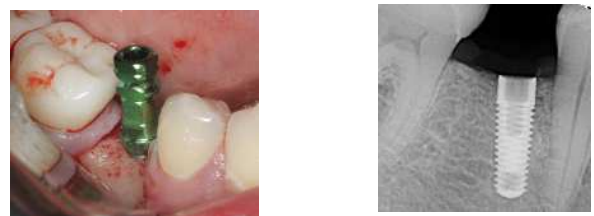
## Site 29



95

UOP Alumni 2021 - March 10, 2021

## Surgery



96

UOP Alumni 2021 - March 10, 2021

## Options

- Bella Tek Encode Healing Abutment
- Custom Healing Abutment
- Essix retainer
- Screw Retained Immediate Provisionals

97

UOP Alumni 2021 - March 10, 2021

## BellaTek® Encode® TSV® Healing Abutment




98

UOP Alumni 2021 - March 10, 2021

## BellaTek® Encode® Impression System

*The codes on the BellaTek Encode Healing Abutment provide 3D information.*

**What**



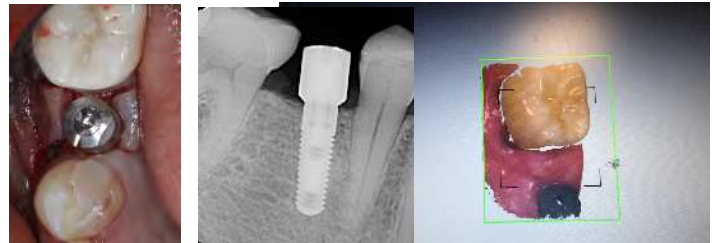
ZIMMER BIOMET

©2021 ZIMMER BIOMET. All rights reserved. PPT010411102201-1

99

UOP Alumni 2021 - March 10, 2021

## Digital Impression Encode Healing Abutment



100

UOP Alumni 2021 - March 10, 2021

## Soft Tissue Options



101

UOP Alumni 2021 - March 10, 2021

## Essix Retainer



102

UOP Alumni 2021 - March 10, 2021



## Custom Healing Abutment



103

UOP Alumni 2021 - March 10, 2021

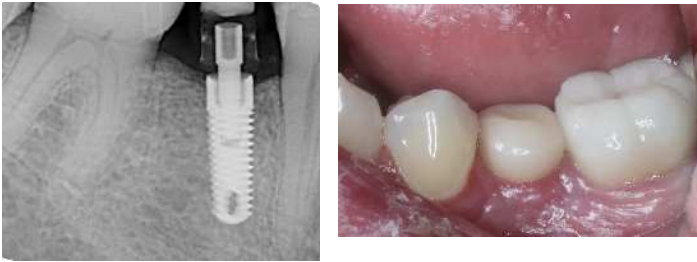
## Site 29



104

UOP Alumni 2021 - March 10, 2021

## Provisional



105

UOP Alumni 2021 - March 10, 2021

## Encode Digital Impression

106

UOP Alumni 2021 - March 10, 2021

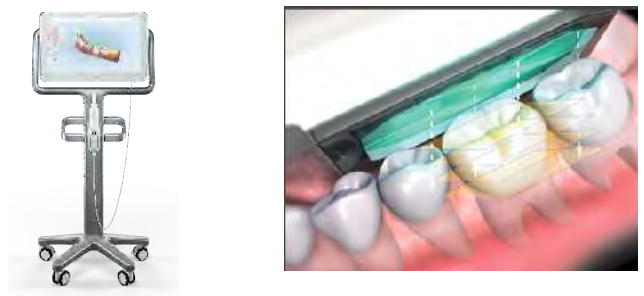
## Digital Scan



107

UOP Alumni 2021 - March 10, 2021

## Optical Scan/ Cadent Itern



108

UOP Alumni 2021 - March 10, 2021



## Digital Scan



109

UOP Alumni 2021 - March 10, 2021

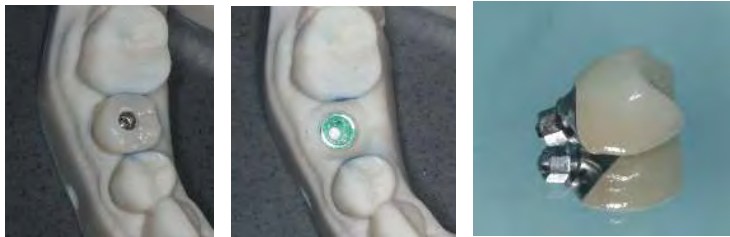
## Digital Scan



110

UOP Alumni 2021 - March 10, 2021

## CAD/CAM Titanium Screw Retained Monolithic Zirconia



111

UOP Alumni 2021 - March 10, 2021



\* Third Party Product Names and their Trademarks are the Property of their Respective Owners

112

UOP Alumni 2021 - March 10, 2021

## Screw Retained Prosthesis 3 Months



113

UOP Alumni 2021 - March 10, 2021

## Dental Laboratories

Regal Dental Lab  
Shoe Sugimura

Far West Dental Lab  
Chet and Lily



114

UOP Alumni 2021 - March 10, 2021

# Single Site Digital Impression

115

UOP Alumni 2021 - March 10, 2021

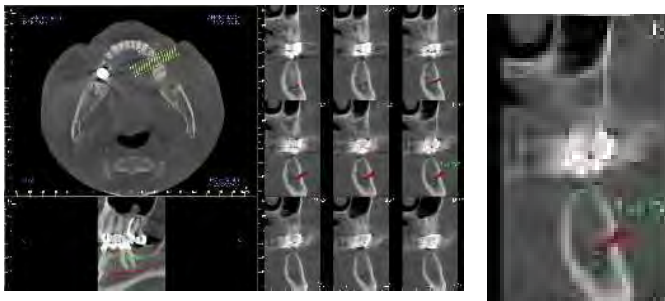
# Posterior Mandible



116

UOP Alumni 2021 - March 10, 2021

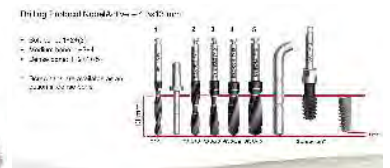
# Posterior Mandible



117

UOP Alumni 2021 - March 10, 2021

# Pure Set Surgical Kit



118

UOP Alumni 2021 - March 10, 2021

# Posterior Mandible



119

UOP Alumni 2021 - March 10, 2021

# Posterior Mandible



120

UOP Alumni 2021 - March 10, 2021

# Posterior Mandible



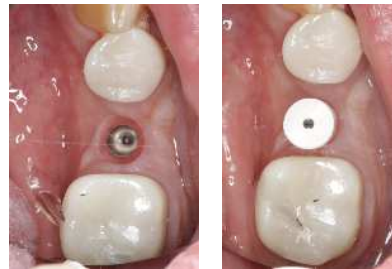
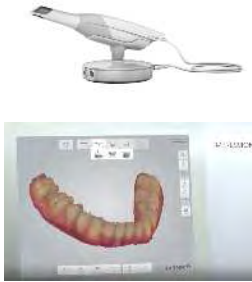
121

UOP Alumni 2021 - March 10, 2021

122

UOP Alumni 2021 - March 10, 2021

# Digital Impression



123

UOP Alumni 2021 - March 10, 2021

124

UOP Alumni 2021 - March 10, 2021



125

UOP Alumni 2021 - March 10, 2021

126

UOP Alumni 2021 - March 10, 2021



# Digital Esthetic Planning

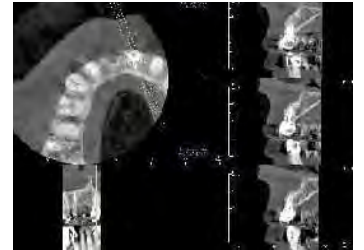
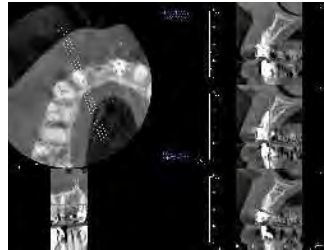
127

UOP Alumni 2021 - March 10, 2021

128

UOP Alumni 2021 - March 10, 2021

# Immediate Implant Surgery



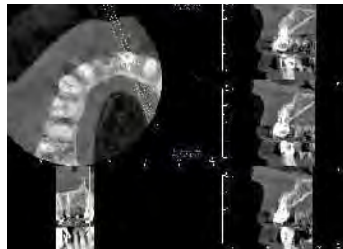
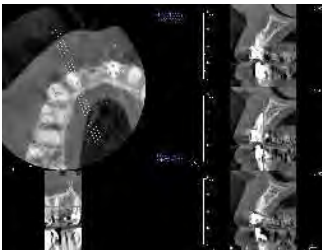
129

UOP Alumni 2021 - March 10, 2021

130

UOP Alumni 2021 - March 10, 2021

# 3D Planning



131

UOP Alumni 2021 - March 10, 2021

132

UOP Alumni 2021 - March 10, 2021





133

UOP Alumni 2021 - March 10, 2021



134



UOP Alumni 2021 - March 10, 2021



135

UOP Alumni 2021 - March 10, 2021



136

UOP Alumni 2021 - March 10, 2021

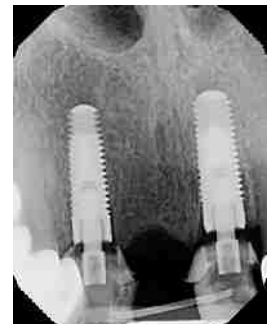


137

UOP Alumni 2021 - March 10, 2021



138



UOP Alumni 2021 - March 10, 2021





139

UOP Alumni 2021 - March 10, 2021



140

UOP Alumni 2021 - March 10, 2021



141

UOP Alumni 2021 - March 10, 2021



142

UOP Alumni 2021 - March 10, 2021



143

UOP Alumni 2021 - March 10, 2021



144

UOP Alumni 2021 - March 10, 2021





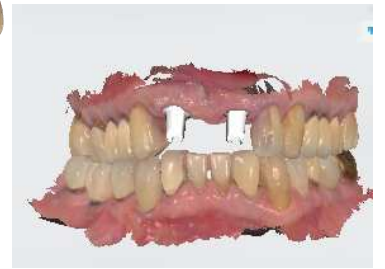
145



UOP Alumni 2021 - March 10, 2021



146



UOP Alumni 2021 - March 10, 2021



147



UOP Alumni 2021 - March 10, 2021



148



UOP Alumni 2021 - March 10, 2021



149



UOP Alumni 2021 - March 10, 2021



150



UOP Alumni 2021 - March 10, 2021





151

UOP Alumni 2021 - March 10, 2021



152

UOP Alumni 2021 - March 10, 2021



153

UOP Alumni 2021 - March 10, 2021



### Middle Out Tissue Sculpting Provisional Restoration

Dr David Ehsan- Surgeon  
Dr Matthew Young- Restoration  
Regal Dental Lab- Restoration

154

UOP Alumni 2021 - March 10, 2021

### Pre Operative



155

UOP Alumni 2021 - March 10, 2021

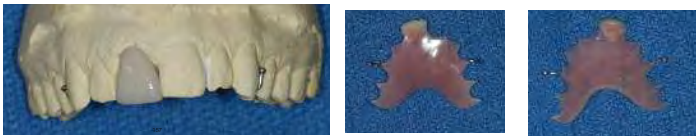
### Pre Operative



156

UOP Alumni 2021 - March 10, 2021

Removable Provisional Design  
Better Fit on Stone Model  
Compared to Resin Printed Model



157

UOP Alumni 2021 - March 10, 2021

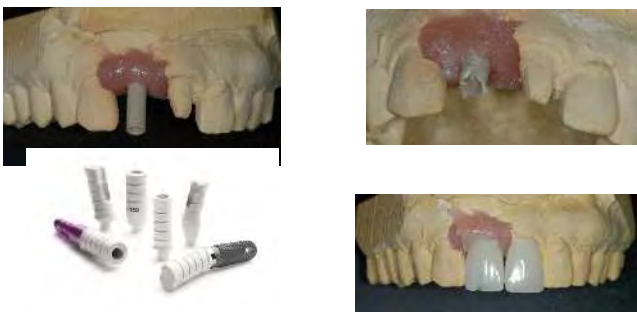
Implant Impression Laboratory Provisional



158

UOP Alumni 2021 - March 10, 2021

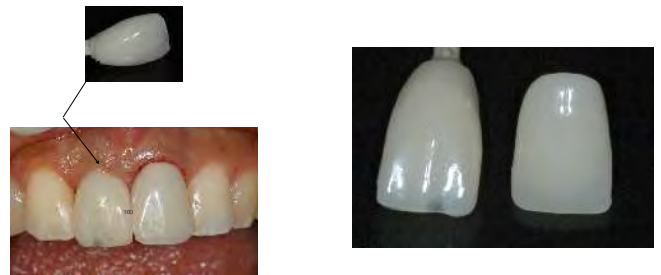
Provisional Phase Laboratory Fabricated



159

UOP Alumni 2021 - March 10, 2021

Provisional Phase



160

UOP Alumni 2021 - March 10, 2021

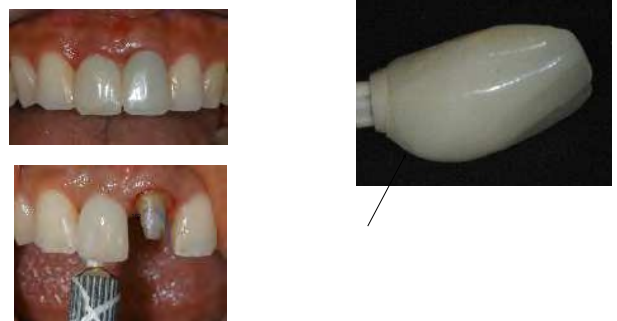
Provisional Phase 1 month



161

UOP Alumni 2021 - March 10, 2021

Provisional Phase



162

UOP Alumni 2021 - March 10, 2021



### Provisional Phase Add Contour



163

UOP Alumni 2021 - March 10, 2021

### Provisional Phase 2 Months



164

UOP Alumni 2021 - March 10, 2021

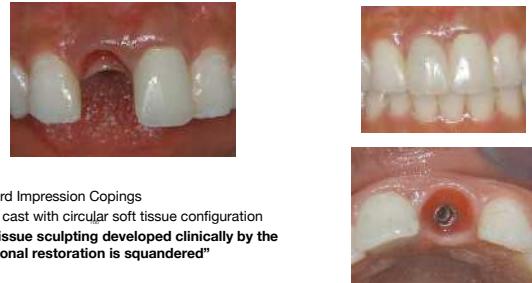
### Provisional Phase



165

UOP Alumni 2021 - March 10, 2021

### Soft Tissue Emergence



- Standard Impression Copings
- Master cast with circular soft tissue configuration
- **"Soft tissue sculpting developed clinically by the provisional restoration is squandered"**

Eliak N. et al Accurate Transfer of Post-Implant Soft Tissue Emergence profile from the Provisional Crown to the Final Prosthesis Using an emergence Profile Cast" J Esthet Restor Dent 19:306-315, 2007

166

UOP Alumni 2021 - March 10, 2021

### Custom Impression



167

UOP Alumni 2021 - March 10, 2021

### Custom Impression



168

UOP Alumni 2021 - March 10, 2021



## Custom Impression



169

UOP Alumni 2021 - March 10, 2021

## Custom Impression



170

UOP Alumni 2021 - March 10, 2021

## Soft Tissue Model



171

UOP Alumni 2021 - March 10, 2021

## Open Tray Impression



- Direct impression of the implant fixture
- Opening made on occlusal surface of tray

"Glossary of Implant Dentistry", International Congress of Oral Implantologists 2004

172

UOP Alumni 2021 - March 10, 2021

## Open Tray Impression



Hex Tool

173

- Impression coping is unthreaded through an opening on the occlusal surface of the tray

"Glossary of Implant Dentistry", International Congress of Oral Implantologists 2004

173

UOP Alumni 2021 - March 10, 2021

## Pick Up Impression of Provisional



174

174

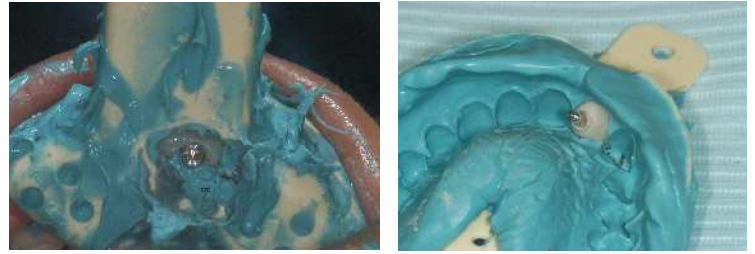
UOP Alumni 2021 - March 10, 2021



175

UOP Alumni 2021 - March 10, 2021

### Impression



176

UOP Alumni 2021 - March 10, 2021

### Pickup Impression



177

UOP Alumni 2021 - March 10, 2021


### Prosthetic Phase



178

UOP Alumni 2021 - March 10, 2021

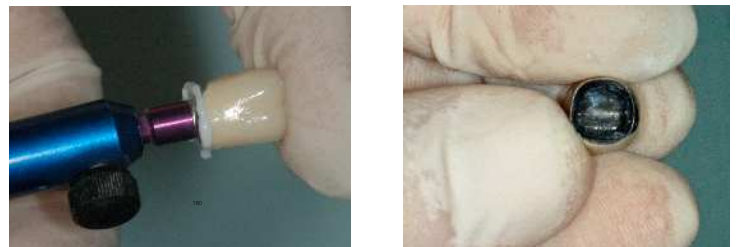
### Cementation Technique



179

UOP Alumni 2021 - March 10, 2021

### Cementation Technique



180

UOP Alumni 2021 - March 10, 2021

## Cement in Sulcus



181

UOP Alumni 2021 - March 10, 2021

## Bonded Cementation



182

UOP Alumni 2021 - March 10, 2021

## Prosthetic Phase



183

UOP Alumni 2021 - March 10, 2021

## Cementation



184

UOP Alumni 2021 - March 10, 2021



185

185

UOP Alumni 2021 - March 10, 2021

## Hygiene & Maintenance



186

UOP Alumni 2021 - March 10, 2021

## Sonicare



187

UOP Alumni 2021 - March 10, 2021

## Sonicare



188

UOP Alumni 2021 - March 10, 2021

## Rinses



189

UOP Alumni 2021 - March 10, 2021

## Staged Implant Therapy

Central Incisors Provisional  
Matthew R Young, DDS  
San Francisco, CA

190

UOP Alumni 2021 - March 10, 2021

## Sequence of Bone Loss After Clean Extraction

- Vertical & horizontal bone loss
- Soft tissue shrinkage
- Compromised function/esthetics
- Increased loss of buccal plate
- Unpredictable healing



## Sequence of Bone Loss After Clean Extraction



Block MS, Finger I, Lytle R. "Human mineralized bone in extraction sites before implant placement. Preliminary results." JADA 2002;133:1631-1638.

191

UOP Alumni 2021 - March 10, 2021

192

UOP Alumni 2021 - March 10, 2021



## Postextraction Alveoli No Regeneration

- Prospective study- 2003
- 46 patients ext molar/premolar
  - No regenerative materials
- Subtraction radiography
- Followed one year
- Socket width was reduced to 50% original size
- Over 65% of this occurred in first 3 months



Schropp L, Wenzel A, Kostopoulos L, et al. Bone healing and soft tissue contour changes following single-tooth extraction: a clinical and radiographic 12-month prospective study. *Int J Periodontics Restorative Dent.* 2003;23:313-323.

193

UOP Alumni 2021 - March 10, 2021

## Type I Buccal Plate

- **Hard Tissue Ideal**
- **Soft Tissue Ideal**



Elian NE, Sang-Choon C, Froum S, Smith RB, Tarnow DP. A simplified socket classification and repair technique *Pract Proced Aesthet Dent.* 2007 Jan-Feb;19(1):99-104.

194

UOP Alumni 2021 - March 10, 2021

## Hopeless Tooth Degree of Defect

- **Type 2** - Buccal Plate Defect- Soft Tissue Satisfactory



Elian NE, Sang-Choon C, Froum S, Smith RB, Tarnow DP. A simplified socket classification and repair technique *Pract Proced Aesthet Dent.* 2007 Jan-

195

UOP Alumni 2021 - March 10, 2021

## Type 3 Defect

- Hard Tissue defect
- Soft Tissue Defect
- Regenerate Bone Height
- Regenerate Soft Tissue
- Compromised Site
- Block Graft/ Particulate Graft
- Soft Tissue Connective Tissue Graft



Elian NE, Sang-Choon C, Froum S, Smith RB, Tarnow DP. A simplified socket classification and repair technique *Pract Proced Aesthet Dent.* 2007 Jan-Feb;19(1):99-104.

196

UOP Alumni 2021 - March 10, 2021



197

UOP Alumni 2021 - March 10, 2021

## Pharmacologic Preparation

- Premedication antibiotics
- Steroids
- Antianxiety or sedative drugs - Oral or IV
- Analgesics

198

UOP Alumni 2021 - March 10, 2021

# Pre Surgical Antibiotics

- Amoxicillin 500mg Dispense 24: Four Tabs one hour prior to surgery then one tab TID
- Clindamycin 150 mg Dispense 24: Four Tabs one hour prior to surgery then one tab TID

199

UOP Alumni 2021 - March 10, 2021

# Amoxicillin

- Amoxicillin 2grams 1 hour prior 500mg TID
- Inhibits Cell Wall Synthesis
- Gram positive and negative

\* Third Party Product Names and their Trademarks are the Property of their Respective Owners

200

200

UOP Alumni 2021 - March 10, 2021

# Clindamycin

- Clindamycin 300mg TID
- Aerobic Gram Positive
  - Staphylococcus, Streptococcus
- Anaerobic Gram Negative Bacteria
  - Bacteroides, Prevotella, Fusobacterium

\* Third Party Product Names and their Trademarks are the Property of their Respective Owners

201

201

UOP Alumni 2021 - March 10, 2021

# Steroid Therapy

- Corticosteroids- Decrease Swelling and Pain
- Cox 1 and Cox 2 Inhibitors
- Dex Pack 6 Days or
- Dexamethasone 2mg 6 tablets 1 hour prior to surgery
  - 5 Tablets on Day 2, 4 tablets on Day 3, 3 tabs, 2tabs, 1tab
- Medrol Dose Pack
- IM Prednisone

202

UOP Alumni 2021 - March 10, 2021

# Steroid Usage- MethylPrednisone

- Medrol Dose Pack PO methylprednisolone 2mg tablets
- 6 tabs morning of surgery
- 5 tabs (2nd Day)
- 4 tabs (3rd Day)
- 3 tabs (4th Day)
- 2 tabs (5th Day)
- 1 Tablet (6th Day- Final)



203

UOP Alumni 2021 - March 10, 2021

# Steroid Usage- Dexamethasone

- Dexamethasone 1.5mg 21 Tablets Or Dex Pack- By Mouth
- 6 tabs morning of surgery
- 5 tabs (2nd Day)
- 4 tabs (3rd Day)
- 3 tabs (4th Day)
- 2 tabs (5th Day)
- 1 Tablet (6th Day- Final)

Decradron - IM or IV

- IM 3.3 mg/ml
- Avoid Deltoid- Can Cause Atrophy

204

UOP Alumni 2021 - March 10, 2021

## Steroid Contraindications

- Diabetes
- Liver Pathology/ Cirrhosis
- Weak Fracture/ Bones due to Disease/ Osteoporosis
- High Blood Pressure / Chronic Heart Failure
- Some Viral Infections- Measles/ Chicken Pox/ Ocular Herpes Simplex
- Tuberculosis- Inactive and Untreated
- Visible Water Retention
- Brain Injury/ Psychosis Disorder

205

UOP Alumni 2021 - March 10, 2021

## Anxiolysis

- Xanax 1.0-2mg 45 minutes prior to procedure- Oral or Sublingual
- Triazolam Oral Sedation 0.25mg 2-5 Tablets- License Needed in Many States
- Nitrous Oxide Sedation- Avoid in Pregnancy as well as Assistant

206

UOP Alumni 2021 - March 10, 2021

## IV Sedation

- IV Sedation- Licensure Required
- Medical Anesthesiologist or Dental Anesthesiologist
  - Can Come to Your Office

207

UOP Alumni 2021 - March 10, 2021

## Analgesic Therapy

- Ibuprofen OTC 200mg 2-3 Tablets every 6-8 hours
- Can Alternate with Acetaminophen 500mg Every 6 Hours
- Taking Different OTC medication every 3 hours
- Tylenol with Codeine #3
- Last Resort is Opioid Analgesic

\* Third Party Product Names and their Trademarks are the Property of their Respective Owners

208

UOP Alumni 2021 - March 10, 2021

## Example Pharmaceutical Therapy

- Amoxicillin 2grams 1 hour prior
  - 500mg TID x 7 days
- Ibuprofen OTC 2-3 Tables every 4-6 hours
- Dexamethasone 6 Days
- Warm Salt Water Rinses
- Xanax 1mg- 2mg 1 Hour Prior to Procedure

\* Third Party Product Names and their Trademarks are the Property of their Respective Owners

209

209

UOP Alumni 2021 - March 10, 2021

## Staged Implant Therapy



210


UOP Alumni 2021 - March 10, 2021

## Staged Implant Therapy



211

UOP Alumni 2021 - March 10, 2021



212

UOP Alumni 2021 - March 10, 2021

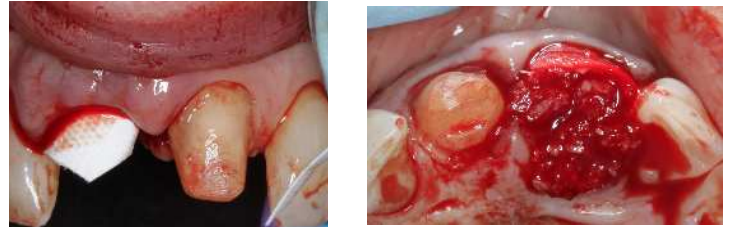
## Staged Implant Therapy



213

UOP Alumni 2021 - March 10, 2021

## Staged Implant Therapy



214

UOP Alumni 2021 - March 10, 2021

## Staged Implant Therapy



215

UOP Alumni 2021 - March 10, 2021

## Staged Implant Therapy



216

UOP Alumni 2021 - March 10, 2021



## Photo Contrastor

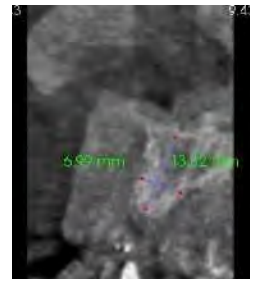


217

217

UOP Alumni 2021 - March 10, 2021

## Staged Implant Therapy



218

UOP Alumni 2021 - March 10, 2021

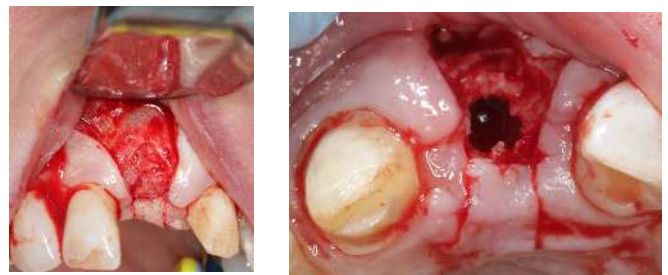
## Staged Implant Therapy



219

UOP Alumni 2021 - March 10, 2021

## Staged Implant Therapy



220

UOP Alumni 2021 - March 10, 2021

## Staged Implant Therapy



221

UOP Alumni 2021 - March 10, 2021

## Staged Implant Therapy



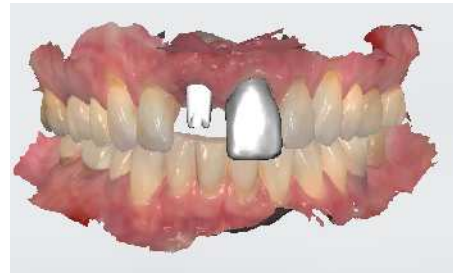
222

UOP Alumni 2021 - March 10, 2021



223

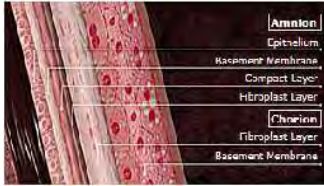
UOP Alumni 2021 - March 10, 2021



224

UOP Alumni 2021 - March 10, 2021

**BioXclude™**



225

UOP Alumni 2021 - March 10, 2021

## Implant Provisional



226

UOP Alumni 2021 - March 10, 2021

## Implant Provisional



227

UOP Alumni 2021 - March 10, 2021

## Implant Provisional



228

UOP Alumni 2021 - March 10, 2021

## Implant Provisional 2 months



229

UOP Alumni 2021 - March 10, 2021

## Custom Impression



230

UOP Alumni 2021 - March 10, 2021

## Custom Impression



231

UOP Alumni 2021 - March 10, 2021

## Custom Impression



232

UOP Alumni 2021 - March 10, 2021

## Custom Impression Post



233

UOP Alumni 2021 - March 10, 2021

234

UOP Alumni 2021 - March 10, 2021

## Abutment and Crown



235

UOP Alumni 2021 - March 10, 2021



236

UOP Alumni 2021 - March 10, 2021

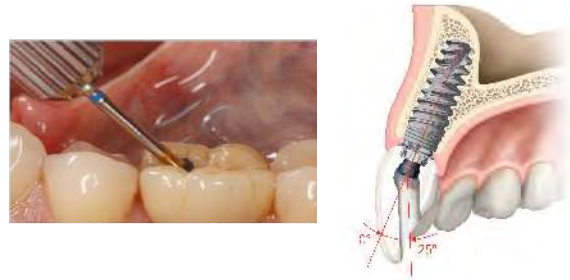
## Angled Screw Access



237

UOP Alumni 2021 - March 10, 2021

## Nobel ProCera ASC Abutment



238

UOP Alumni 2021 - March 10, 2021

## Abutment and Crown



239

UOP Alumni 2021 - March 10, 2021

## Abutment and Crown



240

UOP Alumni 2021 - March 10, 2021



## Abutment and Crown



241

UOP Alumni 2021 - March 10, 2021

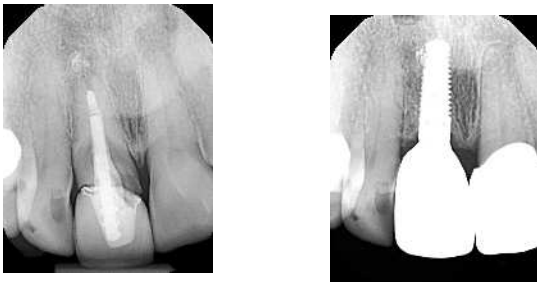
## Abutment and Crown



242

UOP Alumni 2021 - March 10, 2021

## Long Term Success



243

UOP Alumni 2021 - March 10, 2021



244

UOP Alumni 2021 - March 10, 2021

## Immediate Guided Surgery

Immediate Provisional

245

UOP Alumni 2021 - March 10, 2021

## Pre- Operative



246

UOP Alumni 2021 - March 10, 2021

## Forced Eruption



247

UOP Alumni 2021 - March 10, 2021

## Diagnostic Images



248

UOP Alumni 2021 - March 10, 2021

## Digital Scan



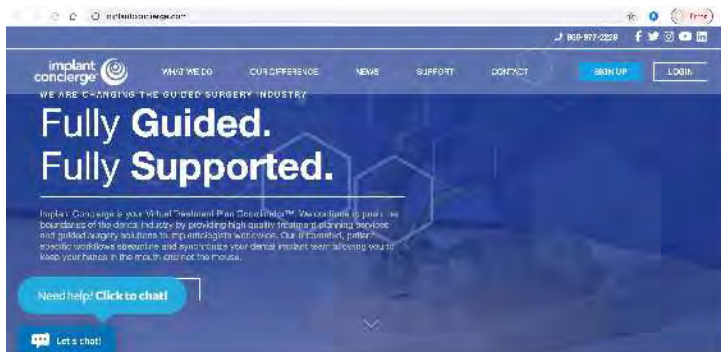
249

UOP Alumni 2021 - March 10, 2021



250

UOP Alumni 2021 - March 10, 2021



251

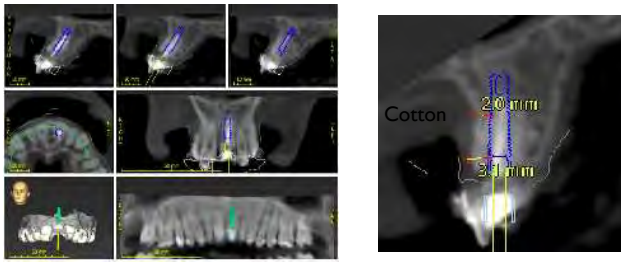
UOP Alumni 2021 - March 10, 2021



252

UOP Alumni 2021 - March 10, 2021


## 3D Planning



253

UOP Alumni 2021 - March 10, 2021

## 3D Planning



254

UOP Alumni 2021 - March 10, 2021

## Surgical Guide

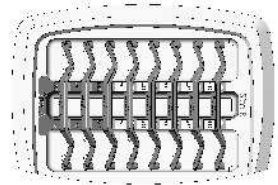


255

UOP Alumni 2021 - March 10, 2021

## Longer Drills with Stops Tube Adaptors


Drive EG Drills (Long Drills for Guided Surgery)



256

UOP Alumni 2021 - March 10, 2021

## Surgical Guide

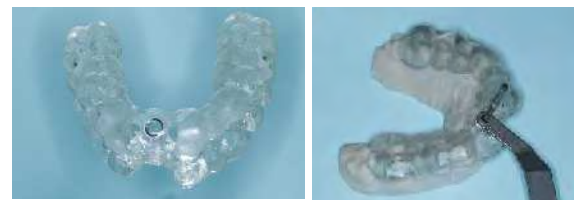


257

UOP Alumni 2021 - March 10, 2021

## Implant Concierge

Implant Label	IP
Fixed Top	1000-01
Fixed Plate	1000-05
Connector	1000-06
Layer	1000-07
Implant Fixer	1000-08
Implant Connector	1000-09
<b>Aluminum Precision Implants</b>	
Top DR Case	2000-01
Tube Adapter	22-A
DR	22-G20
Tube Adapter	23-A
DR	23-G20
Tube Adapter	24-A
DR	24-G20
Tube Adapter	25-A
DR	25-G20
Tube Adapter	26-A
DR	26-G20
Tube Adapter	27-A
DR	27-G20
Tube Adapter	28-A
DR	28-G20
Tube Adapter	29-A
DR	29-G20
Tube Adapter	30-A
DR	30-G20
Tube Adapter	31-A
DR	31-G20
Tube Adapter	32-A
DR	32-G20
Tube Adapter	33-A
DR	33-G20
Tube Adapter	34-A
DR	34-G20
Tube Adapter	35-A
DR	35-G20
Tube Adapter	36-A
DR	36-G20
Tube Adapter	37-A
DR	37-G20
Tube Adapter	38-A
DR	38-G20
Tube Adapter	39-A
DR	39-G20
Tube Adapter	40-A
DR	40-G20
Tube Adapter	41-A
DR	41-G20
Tube Adapter	42-A
DR	42-G20
Tube Adapter	43-A
DR	43-G20
Tube Adapter	44-A
DR	44-G20
Tube Adapter	45-A
DR	45-G20
Tube Adapter	46-A
DR	46-G20
Tube Adapter	47-A
DR	47-G20
Tube Adapter	48-A
DR	48-G20
Tube Adapter	49-A
DR	49-G20
Tube Adapter	50-A
DR	50-G20
Tube Adapter	51-A
DR	51-G20
Tube Adapter	52-A
DR	52-G20
Tube Adapter	53-A
DR	53-G20
Tube Adapter	54-A
DR	54-G20
Tube Adapter	55-A
DR	55-G20
Tube Adapter	56-A
DR	56-G20
Tube Adapter	57-A
DR	57-G20
Tube Adapter	58-A
DR	58-G20
Tube Adapter	59-A
DR	59-G20
Tube Adapter	60-A
DR	60-G20
Tube Adapter	61-A
DR	61-G20
Tube Adapter	62-A
DR	62-G20
Tube Adapter	63-A
DR	63-G20
Tube Adapter	64-A
DR	64-G20
Tube Adapter	65-A
DR	65-G20
Tube Adapter	66-A
DR	66-G20
Tube Adapter	67-A
DR	67-G20
Tube Adapter	68-A
DR	68-G20
Tube Adapter	69-A
DR	69-G20
Tube Adapter	70-A
DR	70-G20
Tube Adapter	71-A
DR	71-G20
Tube Adapter	72-A
DR	72-G20
Tube Adapter	73-A
DR	73-G20
Tube Adapter	74-A
DR	74-G20
Tube Adapter	75-A
DR	75-G20
Tube Adapter	76-A
DR	76-G20
Tube Adapter	77-A
DR	77-G20
Tube Adapter	78-A
DR	78-G20
Tube Adapter	79-A
DR	79-G20
Tube Adapter	80-A
DR	80-G20
Tube Adapter	81-A
DR	81-G20
Tube Adapter	82-A
DR	82-G20
Tube Adapter	83-A
DR	83-G20
Tube Adapter	84-A
DR	84-G20
Tube Adapter	85-A
DR	85-G20
Tube Adapter	86-A
DR	86-G20
Tube Adapter	87-A
DR	87-G20
Tube Adapter	88-A
DR	88-G20
Tube Adapter	89-A
DR	89-G20
Tube Adapter	90-A
DR	90-G20
Tube Adapter	91-A
DR	91-G20
Tube Adapter	92-A
DR	92-G20
Tube Adapter	93-A
DR	93-G20
Tube Adapter	94-A
DR	94-G20
Tube Adapter	95-A
DR	95-G20
Tube Adapter	96-A
DR	96-G20
Tube Adapter	97-A
DR	97-G20
Tube Adapter	98-A
DR	98-G20
Tube Adapter	99-A
DR	99-G20
Tube Adapter	100-A
DR	100-G20



258

UOP Alumni 2021 - March 10, 2021

Zimmer Biomet **SmileZ Today™** Box Powered by Implant Concierge



259

UOP Alumni 2021 - March 10, 2021




260

UOP Alumni 2021 - March 10, 2021



**BellaTek® Encode® TSV® Healing Abutment**



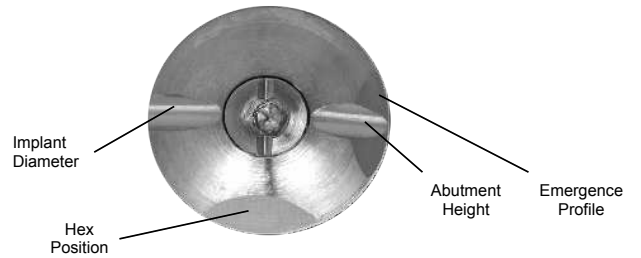
261

UOP Alumni 2021 - March 10, 2021

**BellaTek® Encode® Impression System**

*The codes on the BellaTek Encode Healing Abutment provide 3D information.*

**What**



ZIMMER BIOMET

©2021 ZIMMER BIOMET. All rights reserved. PPT0144 | 102201-1

262

UOP Alumni 2021 - March 10, 2021

**Provisionals**



263

UOP Alumni 2021 - March 10, 2021



264

UOP Alumni 2021 - March 10, 2021





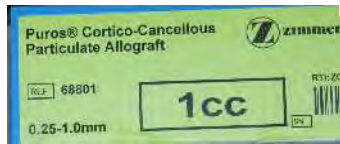
265

UOP Alumni 2021 - March 10, 2021



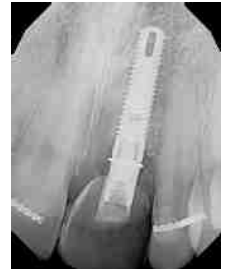
266

UOP Alumni 2021 - March 10, 2021



267

UOP Alumni 2021 - March 10, 2021



268

UOP Alumni 2021 - March 10, 2021

## Digital Impression Phase

Selfie: One Day Post Operative



269

UOP Alumni 2021 - March 10, 2021

270

UOP Alumni 2021 - March 10, 2021

## Digital Impression Phase



271

UOP Alumni 2021 - March 10, 2021

## BellaTek® Encode® TSV® Healing Abutment




272

UOP Alumni 2021 - March 10, 2021

## BellaTek® Encode® Impression System

The codes on the BellaTek Encode Healing Abutment provide 3D information.

**What**



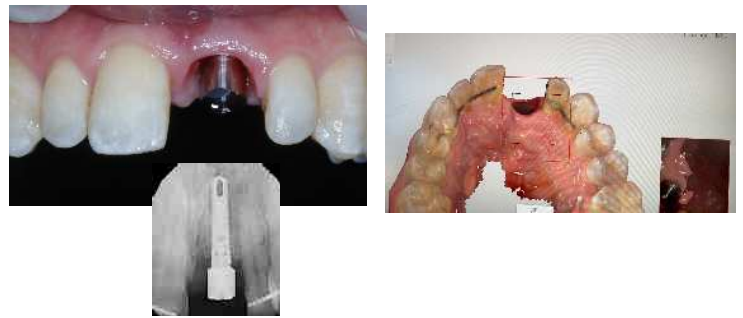
ZIMMER BIOMET

©2021 ZIMMER BIOMET. All rights reserved. PPT0144\_1.022014

273

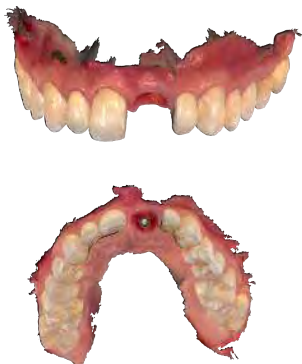
UOP Alumni 2021 - March 10, 2021

## Scan Body Impression



274

UOP Alumni 2021 - March 10, 2021



275

UOP Alumni 2021 - March 10, 2021

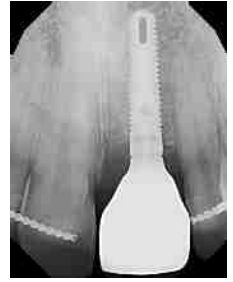
276

UOP Alumni 2021 - March 10, 2021



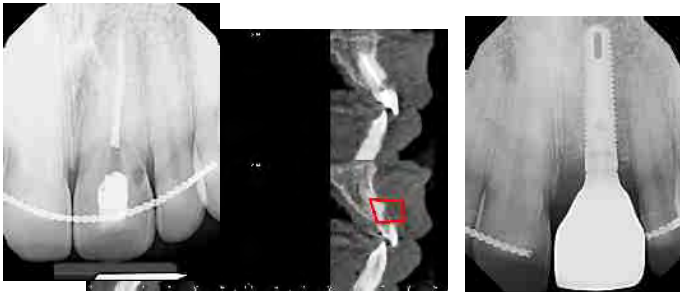
277

UOP Alumni 2021 - March 10, 2021



278

UOP Alumni 2021 - March 10, 2021



279

UOP Alumni 2021 - March 10, 2021



280

UOP Alumni 2021 - March 10, 2021

# Clear Correct Orthodontics



281

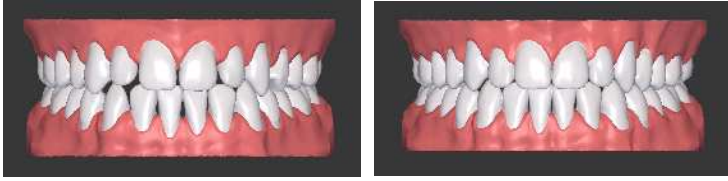
UOP Alumni 2021 - March 10, 2021

282

UOP Alumni 2021 - March 10, 2021



clearcorrect



283

UOP Alumni 2021 - March 10, 2021



284

UOP Alumni 2021 - March 10, 2021



285

UOP Alumni 2021 - March 10, 2021

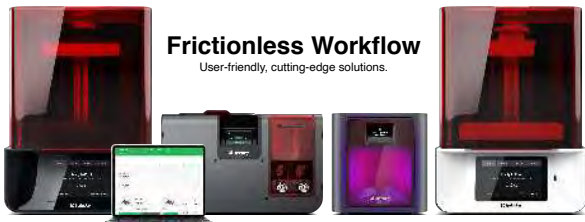


286

UOP Alumni 2021 - March 10, 2021

SprintRay

Frictionless Workflow  
User-friendly, cutting-edge solutions.



Presented By:  
Elissa M Cheney RDH  
Senior Western Regional Sales Manager

287

UOP Alumni 2021 - March 10, 2021

SprintRay

Build Platform Size Comparison



288


UOP Alumni 2021 - March 10, 2021





289

UOP Alumni 2021 - March 10, 2021



290

UOP Alumni 2021 - March 10, 2021



291

UOP Alumni 2021 - March 10, 2021

## Night Guard Fabrication



292

UOP Alumni 2021 - March 10, 2021



### 1. Scan

- Use indirect scanner to take impression  
OR
- Use traditional methods & send to scanner  
Then
- Import scan into treatment planning software  
OR
- Directly send scan to file to your chosen IS



### 2. Plan

- Use software program to plan treatment and design appliance  
OR
- Collaborate with lab on treatment plan and appliance design  
Then
- Export design file to SprintRay software  
OR
- Provide patient file to lab, open via SprintRay Software

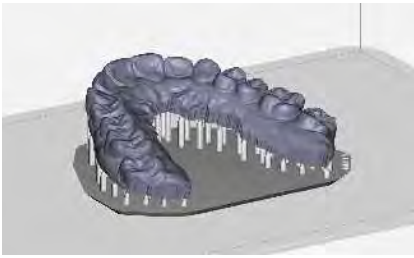


293

UOP Alumni 2021 - March 10, 2021

294

UOP Alumni 2021 - March 10, 2021



295



UOP Alumni 2021 - March 10, 2021

WHAT DO THE PROS COME WITH?



- **PRO 95 /55 Printer:**
- All Training/Support life of machine
- One Year hardware Warranty
  - Extended hardware warranty and hot swap plan available (\$499)
- \*Protect a Smile\*
- All Accessories included, spatula, + one bottle of Model & Die

296

UOP Alumni 2021 - March 10, 2021

## Digital Esthetic Planning



297

UOP Alumni 2021 - March 10, 2021

298

UOP Alumni 2021 - March 10, 2021



299

UOP Alumni 2021 - March 10, 2021



300

UOP Alumni 2021 - March 10, 2021



301

UOP Alumni 2021 - March 10, 2021



302

UOP Alumni 2021 - March 10, 2021



303

UOP Alumni 2021 - March 10, 2021



304

UOP Alumni 2021 - March 10, 2021



305

UOP Alumni 2021 - March 10, 2021



306

UOP Alumni 2021 - March 10, 2021





307

UOP Alumni 2021 - March 10, 2021



308

UOP Alumni 2021 - March 10, 2021



309

UOP Alumni 2021 - March 10, 2021



310

UOP Alumni 2021 - March 10, 2021



311

UOP Alumni 2021 - March 10, 2021



312

UOP Alumni 2021 - March 10, 2021



# Middle Out Expansion

3D Planning/ Free Handed Surgery

313

313

UOP Alumni 2021 - March 10, 2021

# Middle Out Expansion



314

314

UOP Alumni 2021 - March 10, 2021

# Middle Out Expansion

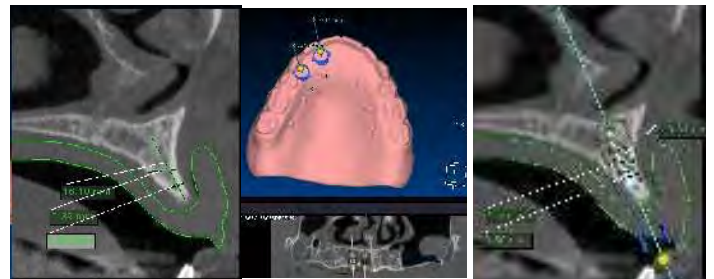


315

315

UOP Alumni 2021 - March 10, 2021

# Middle Out Expansion

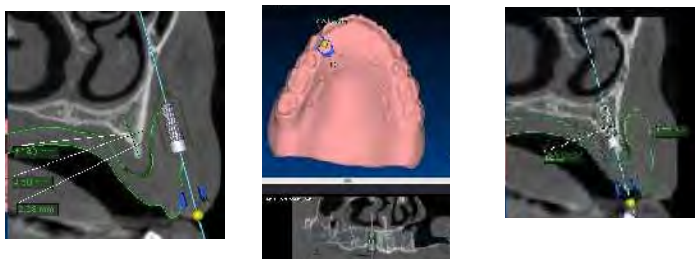


316

316

UOP Alumni 2021 - March 10, 2021

# Middle Out Expansion

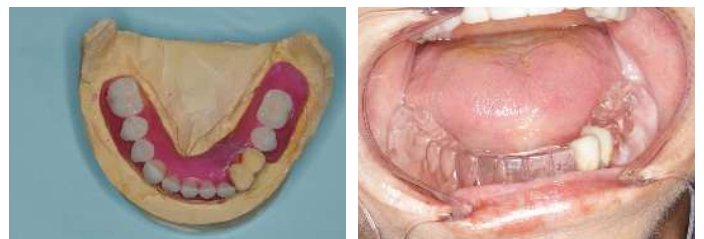


317

317

UOP Alumni 2021 - March 10, 2021

# Radiographic Guide



318

UOP Alumni 2021 - March 10, 2021

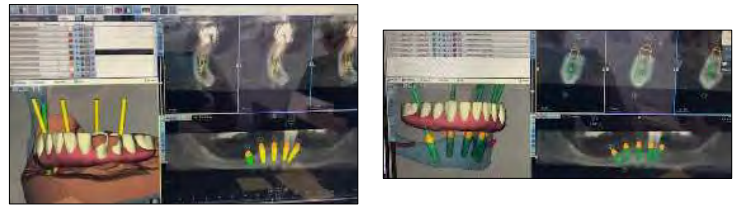
## Radiographic Guide



319

UOP Alumni 2021 - March 10, 2021

## Radiographic Guide 3D Planning



320

UOP Alumni 2021 - March 10, 2021

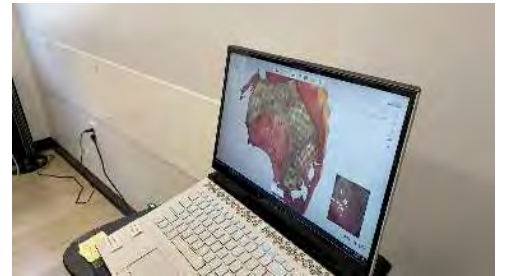
## Duplicate Radiographic Guide



321

UOP Alumni 2021 - March 10, 2021

## Duplicate Partial Denture



322

UOP Alumni 2021 - March 10, 2021

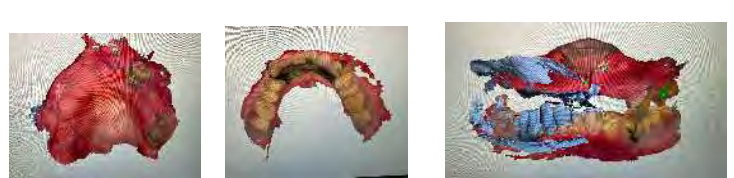
## Trios Scan



323

UOP Alumni 2021 - March 10, 2021

## Trios Scan Patient

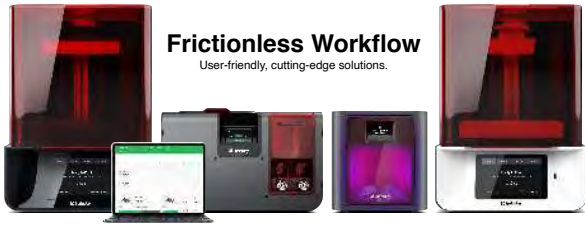


324

UOP Alumni 2021 - March 10, 2021

SprintRay

Frictionless Workflow  
User-friendly, cutting-edge solutions.



Presented By:  
Elissa M Cheney RDH  
Senior Western Regional Sales Manager

325

UOP Alumni 2021 - March 10, 2021

## Duplicate Denture- 3D Printing



326


UOP Alumni 2021 - March 10, 2021

## Duplicate Denture- 3D Printing



327

UOP Alumni 2021 - March 10, 2021



328

UOP Alumni 2021 - March 10, 2021

## Duplicate Denture- 3D Printing



329

UOP Alumni 2021 - March 10, 2021

## Duplicate Denture- 3D Printing



Scherer, Michael The Role of Radiopaque PVS IN CBCT Imaging Linkdin  
2016- Fast Track Digital Education Scherer

330

UOP Alumni 2021 - March 10, 2021



## Medications

- Amoxicillin 500mg 4 tabs 1 hour Prior then 1 tab TID X 7 days
- Chlorhexidine 2 x day
- Medrol Dose Pack 6 days
- Ibuprofen 400-600mg q6h
- Norco 10/325 pro
- Triazolam 0.25mg Sedation



331

331

UOP Alumni 2021 - March 10, 2021

**SALVIN<sup>®</sup>**  
Dental Specialties  
Everything For Your Implant Practice But The Implants<sup>®</sup>

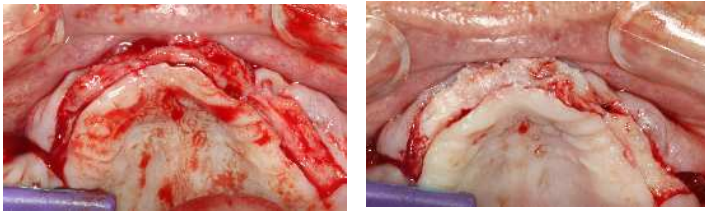


332

332

UOP Alumni 2021 - March 10, 2021

## Middle Out Expansion

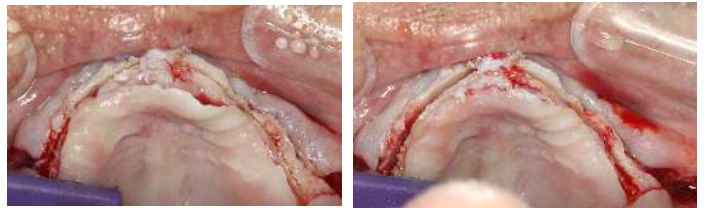


333

333

UOP Alumni 2021 - March 10, 2021

## Middle Out Expansion

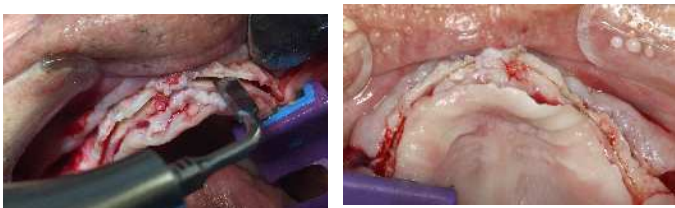


334

334

UOP Alumni 2021 - March 10, 2021

## Middle Out Expansion



335

335

UOP Alumni 2021 - March 10, 2021

## Middle Out Expansion



336

336

UOP Alumni 2021 - March 10, 2021






337

337

UOP Alumni 2021 - March 10, 2021

## Osseodensification



338

338

UOP Alumni 2021 - March 10, 2021



339

339

UOP Alumni 2021 - March 10, 2021



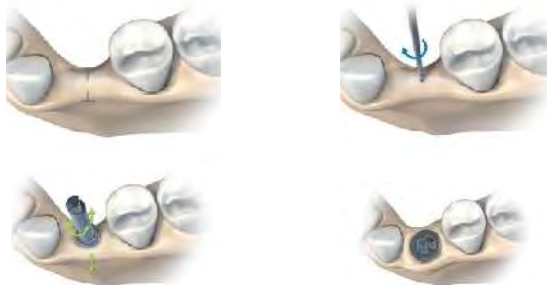
340

340

UOP Alumni 2021 - March 10, 2021



## Osseodensification



341

341

UOP Alumni 2021 - March 10, 2021

## Middle Out Expansion



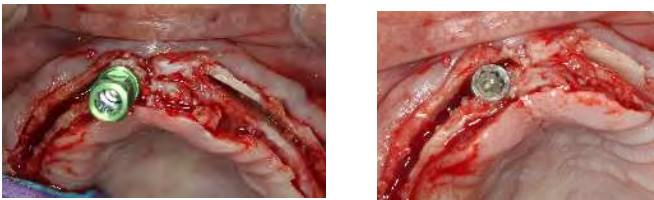
342

342

UOP Alumni 2021 - March 10, 2021



## Middle Out Expansion



343

343

UOP Alumni 2021 - March 10, 2021

## Middle Out Expansion

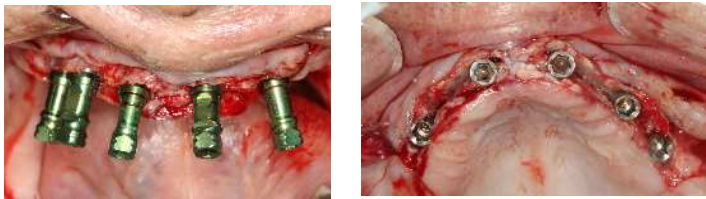


344

344

UOP Alumni 2021 - March 10, 2021

## Middle Out Expansion

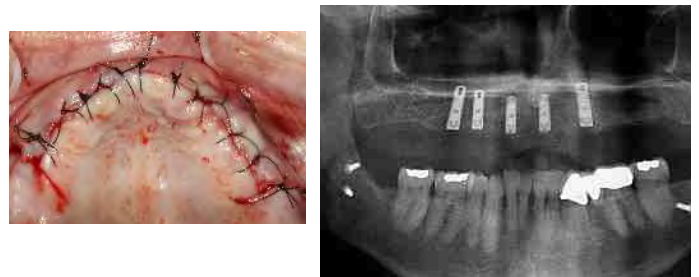


345

345

UOP Alumni 2021 - March 10, 2021

## Middle Out Expansion



346

346

UOP Alumni 2021 - March 10, 2021

## Restoration

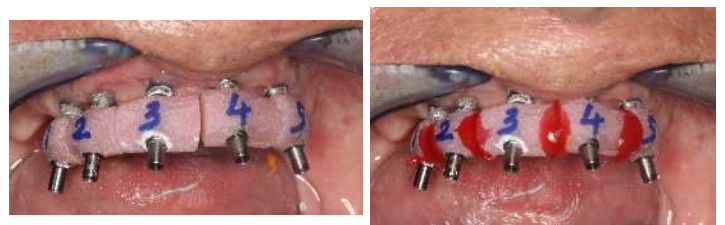


347

347

UOP Alumni 2021 - March 10, 2021

## Restoration



348

348

UOP Alumni 2021 - March 10, 2021

## Digital Impression Technique



349

349

UOP Alumni 2021 - March 10, 2021

## Provisional Restoration



350

350

UOP Alumni 2021 - March 10, 2021

## Restoration Wax Try In



351

351

UOP Alumni 2021 - March 10, 2021

## Restoration PMMA Prototype



352

352

UOP Alumni 2021 - March 10, 2021

## Restoration PMMA Prototype



353

353



UOP Alumni 2021 - March 10, 2021

## Final Zirconia Restoration



354

354



UOP Alumni 2021 - March 10, 2021



## Final Zirconia Restoration




355

355

UOP Alumni 2021 - March 10, 2021

## Final Zirconia Restoration



356

356

UOP Alumni 2021 - March 10, 2021

## Final Zirconia Restoration



357

357

UOP Alumni 2021 - March 10, 2021



## Testimonial



358

358

UOP Alumni 2021 - March 10, 2021



Thank you,

Matthew R Young DDS  
[www.YoungDentalSF.com](http://www.YoungDentalSF.com)  
[info@YoungDentalSF.com](mailto:info@YoungDentalSF.com)

359

UOP Alumni 2021 - March 10, 2021

## We Live in a 3D World



360

UOP Alumni 2021 - March 10, 2021





361

UOP Alumni 2021 - March 10, 2021



362

UOP Alumni 2021 - March 10, 2021

## Multi Span Implants

Posterior Mandible

363

UOP Alumni 2021 - March 10, 2021

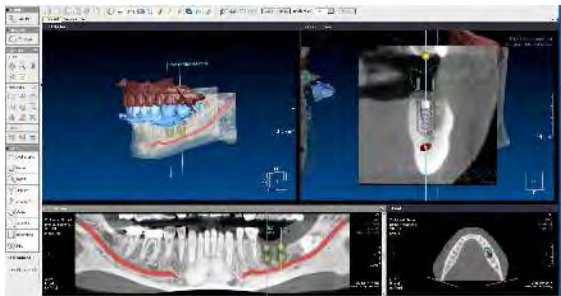
## Optical Scan/ Cadent Itern



364

UOP Alumni 2021 - March 10, 2021

## Posterior Mandible



365

UOP Alumni 2021 - March 10, 2021

## Posterior Mandible




366

UOP Alumni 2021 - March 10, 2021

## Guided Surgery A- Tools for Smaller Diameter

- Fits Into "A" Sleeve"
- .1mm wider than drill
- Sizes:
  - 2.3mm
  - 2.8mm
  - 3.4mm



367

UOP Alumni 2021 - March 10, 2021

## Guided Surgery B- Tools for Wider Diameter

- Fits Into "B" Sleeve"
- .1mm wider than drill
- Sizes:
  - 2.3mm
  - 2.8mm
  - 3.4mm
  - 3.8mm
  - 4.4mm



368

UOP Alumni 2021 - March 10, 2021

## Long Shank Drills

- Length to drill Osteotomy
- Through Soft Tissue
- Through guide
- Through Sleeves
- Through Tools



369

UOP Alumni 2021 - March 10, 2021

## Posterior Mandible



370

UOP Alumni 2021 - March 10, 2021

## Posterior Mandible



371

UOP Alumni 2021 - March 10, 2021

## Diagnostic Phase



372

UOP Alumni 2021 - March 10, 2021

## Diagnostic Phase- Radiographic Guide



373

UOP Alumni 2021 - March 10, 2021

## Diagnostic Waxup



374

UOP Alumni 2021 - March 10, 2021

## Dual Scan Radiographic Guide



375

UOP Alumni 2021 - March 10, 2021

## Diagnostic Phase



376

UOP Alumni 2021 - March 10, 2021

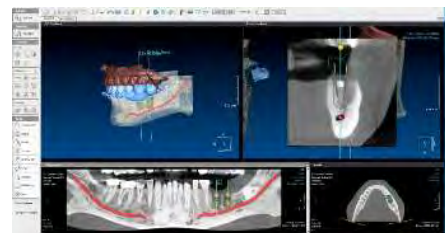
## Optical Scan/ Cadent Itern



377

UOP Alumni 2021 - March 10, 2021

## Posterior Mandible



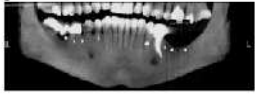
▪ Jerry Peck- C-Dental Xray Cadent Itero Digital Impression  
Cybermed

378

UOP Alumni 2021 - March 10, 2021

# Surgical Plan

Clinical Report iDent



	Code #	Manufacturer	Type	L-Coord.	D-Coord.	Length	SR1 Status	SR2 Status
1.	10	Zimmer	Taboret Screw-Vert. Im-Plat.	4.70	3.73	9.80	10.0	09.7
2.	10	Zimmer	Taboret Screw-Vert. Im-Plat.	4.70	3.73	9.80	11.3	09.8

379

UOP Alumni 2021 - March 10, 2021

# Posterior Mandible




380

UOP Alumni 2021 - March 10, 2021

# Longer Drills with Stops Tube Adaptors

Driva EG Drills (Long Drills for Guided Surgery)




381

UOP Alumni 2021 - March 10, 2021

# Guided Surgery Tools

- Fits into Sleeves
- Sleeves are 4mm long
- .1mm wider than Implant
- Size Corresponds to Implant Drill

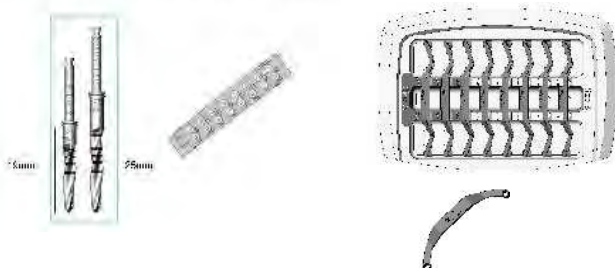


382

UOP Alumni 2021 - March 10, 2021

# Zimmer Tube Adapter Kit

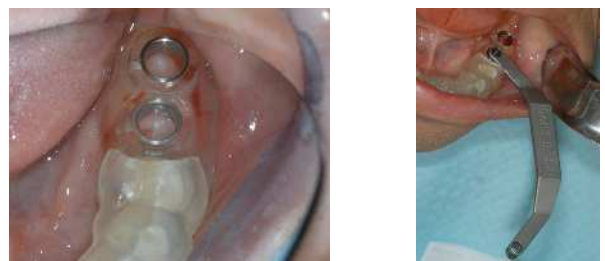
Driva EG Drills (Long Drills for Guided Surgery)



383

UOP Alumni 2021 - March 10, 2021

# Posterior Mandible



384

UOP Alumni 2021 - March 10, 2021



## Guided Surgery Sleeves



385

UOP Alumni 2021 - March 10, 2021

## Keratinized Tissue Around Dental Implants

- 66 Functioning Dental Implants
- Greater than 2mm Keratinized Tissue
- Increased Band of Keratinized Tissue
  - Decrease in Mucosal Recession
  - Decrease in loss of attachment
- Absence of Keratinized Tissue
  - Increase in Plaque Accumulation
  - Gingival Inflammation
  - Bleeding on Probing
  - Mucosal Recession



Adilbrad M., Shahabuei M., Sahabi, M., Significance of the Width of Keratinized Mucosa on the Health Status of the Supporting Tissue Around Implants Supporting Overdentures Journal of oral Implantology V:35 N5 2009

386

UOP Alumni 2021 - March 10, 2021

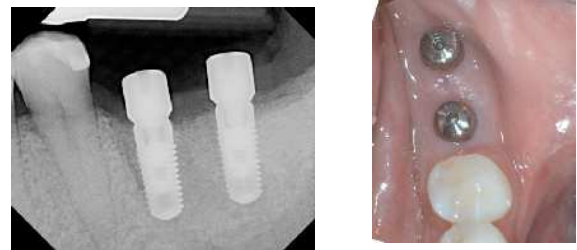
## Posterior Mandible



387

UOP Alumni 2021 - March 10, 2021

## Posterior Mandible



388

UOP Alumni 2021 - March 10, 2021

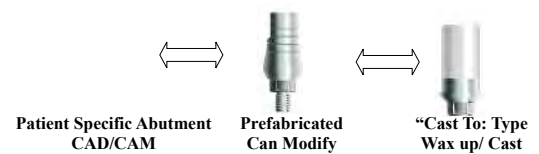
## Posterior Mandible



389

UOP Alumni 2021 - March 10, 2021

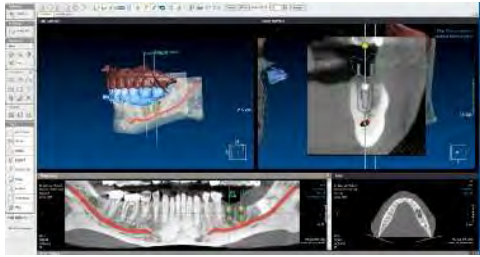
## Abutment Selection Cemented Restorations



390

UOP Alumni 2021 - March 10, 2021

## Posterior Mandible



391

UOP Alumni 2021 - March 10, 2021

## Posterior Mandible



392

UOP Alumni 2021 - March 10, 2021

## Screw Retained

- Block out Screw Holes
- Protects Screw
- Retrievable
- PTFE (Plummer's Tape- Preferred)
- Cotton Pellet
- Gutta Percha



393

UOP Alumni 2021 - March 10, 2021

## Posterior Mandible



394

UOP Alumni 2021 - March 10, 2021

## Posterior Mandible



395

UOP Alumni 2021 - March 10, 2021

## Posterior Mandible



396

UOP Alumni 2021 - March 10, 2021

## 3D Planning

- Edentulous Posterior Mandible Many Years
- Atrophic Ridge
- Band of Keratinized Tissue
- 3D Planning & Guided Surgery



397

UOP Alumni 2021 - March 10, 2021

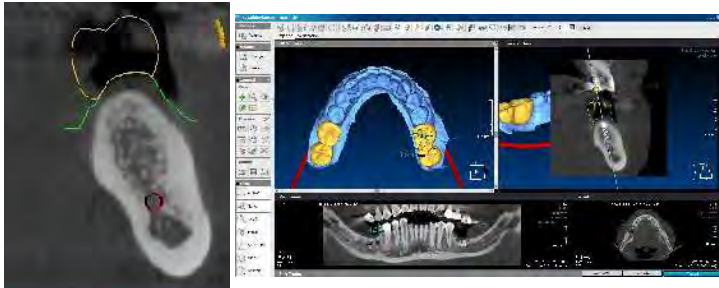
## Optical Scan/ Cadent Itern



398

UOP Alumni 2021 - March 10, 2021

## 3D Planning Site 30



399

UOP Alumni 2021 - March 10, 2021

## Diagnostic Phase- Radiographic Guide



400

UOP Alumni 2021 - March 10, 2021

## Diagnostic Waxup



401

UOP Alumni 2021 - March 10, 2021

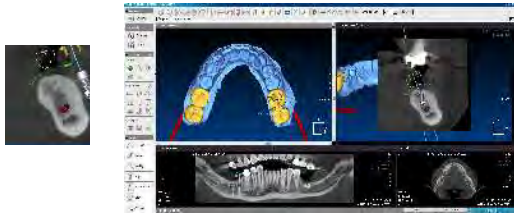
## Dual Scan Radiographic Guide



402

UOP Alumni 2021 - March 10, 2021

## 3D Planning Site 31



403

UOP Alumni 2021 - March 10, 2021

## Posterior Mandible

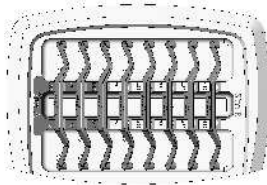


404

UOP Alumni 2021 - March 10, 2021

## Longer Drills with Stops Tube Adaptors

Drive EG Drills (Long Drills for Guided Surgery)



405

UOP Alumni 2021 - March 10, 2021

## Guided Surgery Tools

- Fits into Sleeves
- Sleeves are 4mm long
- .1mm wider than Implant
- Size Corresponds to Implant Drill



406

UOP Alumni 2021 - March 10, 2021

## 3D Planning Guided Surgery



407

UOP Alumni 2021 - March 10, 2021

## 3D Planning Guided Surgery



408

UOP Alumni 2021 - March 10, 2021



### 3D Planning Guided Surgery



409

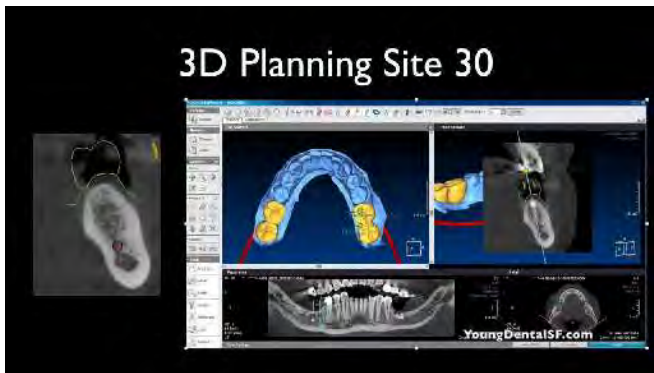
UOP Alumni 2021 - March 10, 2021

### 3D Planning Guided Surgery



410

UOP Alumni 2021 - March 10, 2021



411

UOP Alumni 2021 - March 10, 2021

### 3D Planning Guided Surgery



412

UOP Alumni 2021 - March 10, 2021

### 3D Planning Guided Surgery



413

UOP Alumni 2021 - March 10, 2021

### 3D Planning Guided Surgery



414

UOP Alumni 2021 - March 10, 2021

## 3D Planning



415

UOP Alumni 2021 - March 10, 2021

## Final Restoration


- Screw Retained
- Zirconia Esthetic Block
- Titanium Base



416

UOP Alumni 2021 - March 10, 2021

## Final Restoration



417

UOP Alumni 2021 - March 10, 2021

## Final Restoration



418

UOP Alumni 2021 - March 10, 2021

## Final Restoration



419

UOP Alumni 2021 - March 10, 2021

## Connective Tissue Graft

Autogenous  
Tunnel Technique

420

UOP Alumni 2021 - March 10, 2021

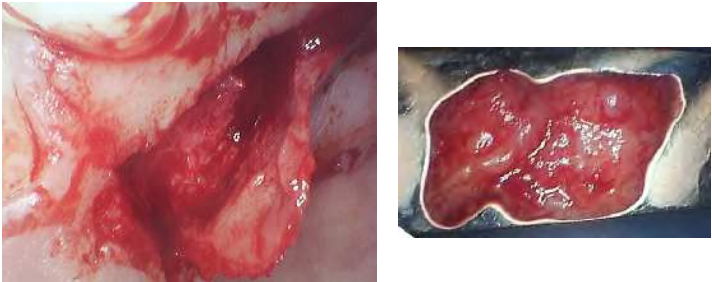
# Recession with Root Exposure



# Tunneling Technique



\*Third Party Products and Trademarks are the Property of Their Respective Owners



\*Third Party Products and Trademarks are the Property of Their Respective Owners



427

UOP Alumni 2021 - March 10, 2021



428

UOP Alumni 2021 - March 10, 2021



429

UOP Alumni 2021 - March 10, 2021



430

UOP Alumni 2021 - March 10, 2021



431

UOP Alumni 2021 - March 10, 2021



432

UOP Alumni 2021 - March 10, 2021



## Types of CT Scan Machines

- Medical CT
  - Higher Radiation
  - Use on All Patients
  - Large Footprint
- Dental Cone Beam
  - Lower Radiation
  - Smaller FOV
  - Smaller Footprint



433

UOP Alumni 2021 - March 10, 2021



434

UOP Alumni 2021 - March 10, 2021

## Full Arch Guided Surgery

Guided Prosthetics



**Patient's Age/Gender:** 64-year-old male  
**Patient's Chief Complaint:** "My tooth is swollen and hurting me."  
**Medical History:** No significant history  
**Medications:** No medications  
**Dental History:** Multiple Root Canals with Broken Teeth- Several Reconstructions  
**Periodontal Status:** Maxilla Moderate to Severe- Mandible Mild to Moderate  
**Radiographic Findings:** Recurrent Caries on Several Max Teeth/ Abscess #10/ Partially edentulous  
**Clinical Findings:** Caries/ Loose Bridge- Mandible Manageable with Periodontal Therapy  
**Diagnosis:** Terminal Dentition on Maxilla / Mandibular Periodontal Therapy and Maintenance  
**Treatment Plan:** Maxillary Extractions with Implants and Fixed Implant Restoration

435

UOP Alumni 2021 - March 10, 2021

436

UOP Alumni 2021 - March 10, 2021

## Diagnostic Imaging



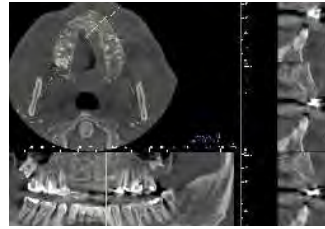
437

UOP Alumni 2021 - March 10, 2021

438

UOP Alumni 2021 - March 10, 2021

# Diagnostic Imaging



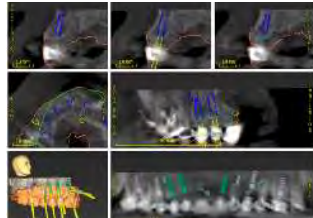
439

UOP Alumni 2021 - March 10, 2021

440

UOP Alumni 2021 - March 10, 2021

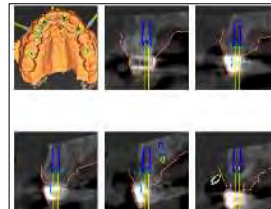
# 3D Planning



441

UOP Alumni 2021 - March 10, 2021

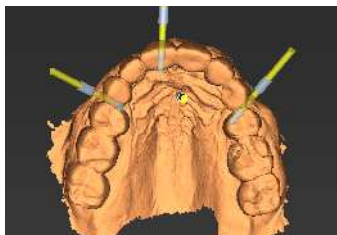
# 3D Planning



442

UOP Alumni 2021 - March 10, 2021


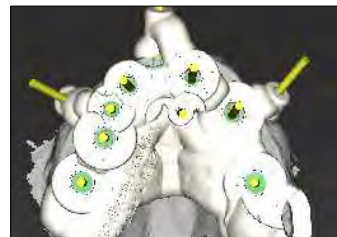
# 3D Planning- Verification Guide



443

UOP Alumni 2021 - March 10, 2021

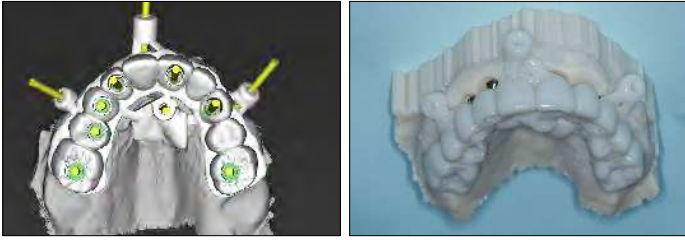
# 3D Planning



444

UOP Alumni 2021 - March 10, 2021

## Guided Prosthetics



445

UOP Alumni 2021 - March 10, 2021

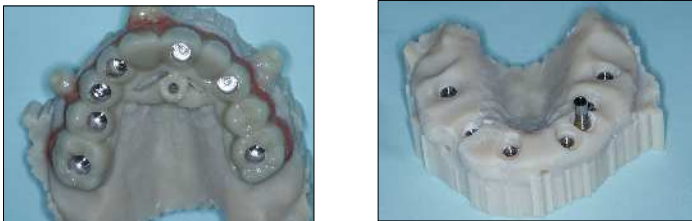
## Guided Prosthetics



446

UOP Alumni 2021 - March 10, 2021

## Guided Prosthetics



447

UOP Alumni 2021 - March 10, 2021

## Guided Surgical Plan

Impant Label	1	2	3	4	5	6	7
Implant Pos. x	1550011	1550011	1550111	1550111	1550111	1550111	1550111
Distal x	4.72 mm	4.35 mm	3.70 mm	3.70 mm	3.73 mm	4.52 mm	
Dist. y	11.50 mm	11.50 mm	11.50 mm	11.50 mm	11.50 mm	11.50 mm	
Implant Depth							
Implant Diameter							
Collage/Key Registration Coordinates							
Total Depth	35mm	32mm	35mm	35mm	35mm	35mm	
Impl. Section	02.5	02.8	02.5	02.5	02.5	02.5	
D1	0.1201	0.1201	0.1201	0.1201	0.1201	0.1201	
Total Section	0.4	0.4	0.4	0.4	0.4	0.4	
D1	0.400102	0.400102	0.400102	0.400102	0.400102	0.400102	
Impl. Section	0.4	0.4	0.4	0.4	0.4	0.4	
D1	0.400102	0.400102	0.400102	0.400102	0.400102	0.400102	
Impl. Section	0.4	0.4					
D1	0.400102	0.400102					

448

UOP Alumni 2021 - March 10, 2021

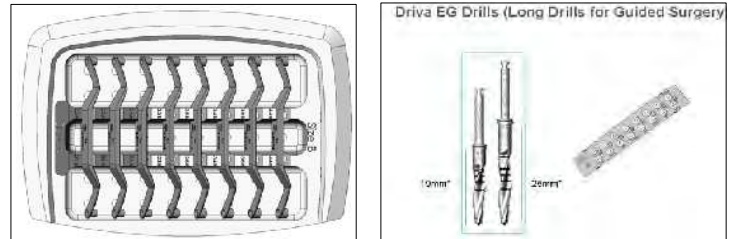
## Guided Surgery Armamentarium



449

UOP Alumni 2021 - March 10, 2021

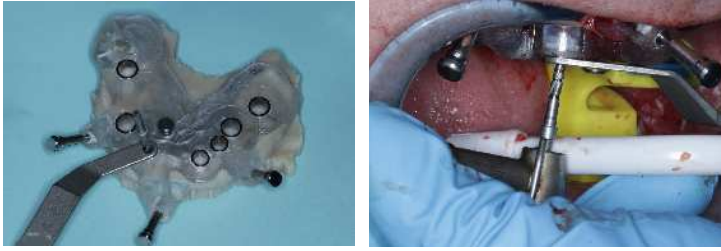
## Guided Surgery Armamentarium



450

UOP Alumni 2021 - March 10, 2021

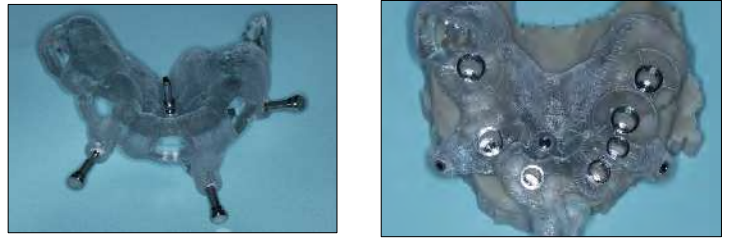
## Surgical Protocol



451

UOP Alumni 2021 - March 10, 2021

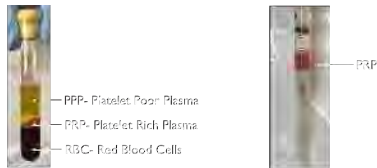
## Surgical Protocol



452

UOP Alumni 2021 - March 10, 2021

## PRP PRF Blood Draw

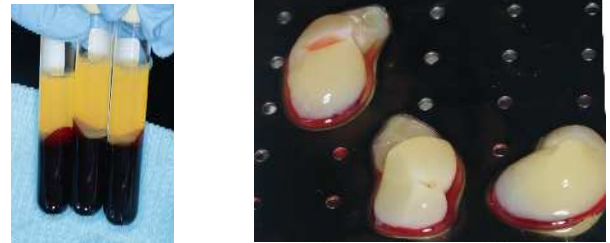


Platelet Rich Fibrin (PRF): A Second Generation Platelet Concentrate: Part 1 Technological Concepts and Evolution  
Dohan, DM et al OOOOE March 2006 p.E37-E44

453

UOP Alumni 2021 - March 10, 2021

## Autologous Growth Factors



454

UOP Alumni 2021 - March 10, 2021

## Surgical Protocol



455

UOP Alumni 2021 - March 10, 2021

## Surgical Protocol

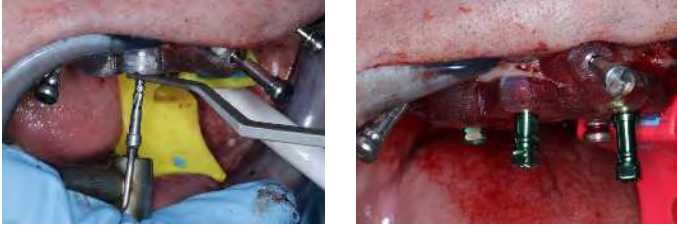


456

UOP Alumni 2021 - March 10, 2021



## Surgical Protocol



457

UOP Alumni 2021 - March 10, 2021



458

UOP Alumni 2021 - March 10, 2021

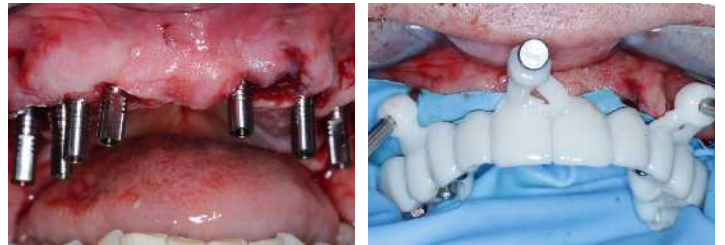
## Guided Prosthetics



459

UOP Alumni 2021 - March 10, 2021

## Guided Prosthetics



460

UOP Alumni 2021 - March 10, 2021

## Guided Prosthetics



461

UOP Alumni 2021 - March 10, 2021

## Graft Materials



462

UOP Alumni 2021 - March 10, 2021

## Graft Materials



463

UOP Alumni 2021 - March 10, 2021

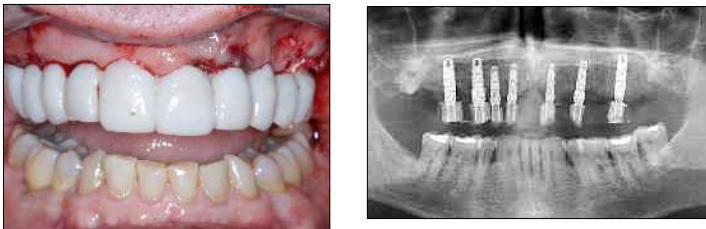
## Graft Materials



464

UOP Alumni 2021 - March 10, 2021

## 2 Week Post Op



465

UOP Alumni 2021 - March 10, 2021



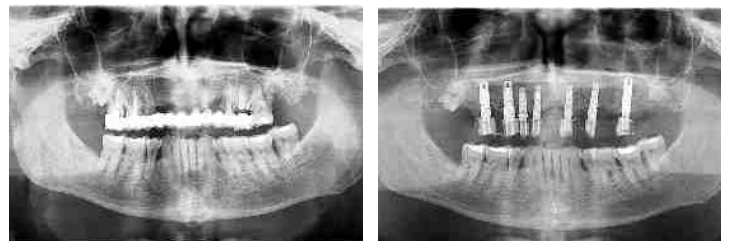
466

UOP Alumni 2021 - March 10, 2021



467

UOP Alumni 2021 - March 10, 2021



468

UOP Alumni 2021 - March 10, 2021

# Guided Surgery Guided Prosthetics

469

UOP Alumni 2021 - March 10, 2021

# Diagnostic Records

- ⦿ **Patient's Age/Gender:** 84-year-old female
- ⦿ **Patient's Chief Complaint:** "I only have two lower teeth and they are loose. I was told my bone is not good enough for implants. I have been wearing a lower denture for 35 years."
- ⦿ **Medical History:** Health- Arthritis. Swims daily. Walks two miles to the office for visits.
- ⦿ **Medications:** None
- ⦿ **Dental History:** Crown-and-bridge on the maxilla in good condition. Mandibular partially edentulous for 35 years.
- ⦿ **Periodontal Status:** Hopeless mandibular teeth. Maxillary arch can be maintained with good prognosis.
- ⦿ **Radiographic Findings:** Moderate bone in mandibular anterior. Atrophic in posterior mandible.
- ⦿ **Clinical Findings:** Mobile mandibular teeth
- ⦿ **Diagnosis:** Hopeless mandibular teeth- Plan for mandibular implants
- ⦿ **Treatment Plan:** 5 mandibular implants with fixed prosthesis



470

UOP Alumni 2021 - March 10, 2021

# Radiographic Guide



471

UOP Alumni 2021 - March 10, 2021

# Dual Scan Technique



Radiographic Guide



Bite Registration



Cotton Rolls to Block-Out Soft Tissue



Wax Try in for Prosthesis



Radiographic Markers

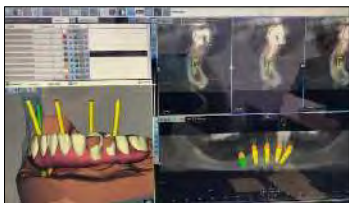


Dual Scan Technique

472

UOP Alumni 2021 - March 10, 2021

# 3D Planning



3D Planning with Radiographic Guide



3D Planning Guided Prosthetics

473

UOP Alumni 2021 - March 10, 2021

# Guided Prosthetics



Immediate Fixed Prosthesis



Metal Bar Substructure

474

UOP Alumni 2021 - March 10, 2021



## Guided Surgery



Bone Reduction Guide



Surgical Guide

475

UOP Alumni 2021 - March 10, 2021

## Bone Reduction/ Guided Surgery



Bone Reduction Guide



Guided Surgery

476

UOP Alumni 2021 - March 10, 2021

## Guided Surgery



Implant Placement



Tapered Abutments

477

UOP Alumni 2021 - March 10, 2021

## Guided Prosthetics



Block-Out Surgical Site



Reline Prosthesis

478

UOP Alumni 2021 - March 10, 2021

## Pick Up Verification



Reline Verification Index for Final Restoration



Prosthesis

479

UOP Alumni 2021 - March 10, 2021

## Guided Prosthetics



Immediate Prosthesis



Hygienic

480

UOP Alumni 2021 - March 10, 2021



## Immediate Load



5 Implants Bar Substructure



Smile

481

UOP Alumni 2021 - March 10, 2021

## Hygiene & Maintenance



482

UOP Alumni 2021 - March 10, 2021

## Waterpik Water Flosser



483

UOP Alumni 2021 - March 10, 2021


## Sonicare



484

UOP Alumni 2021 - March 10, 2021

## Sonicare



485

UOP Alumni 2021 - March 10, 2021


## Rinses



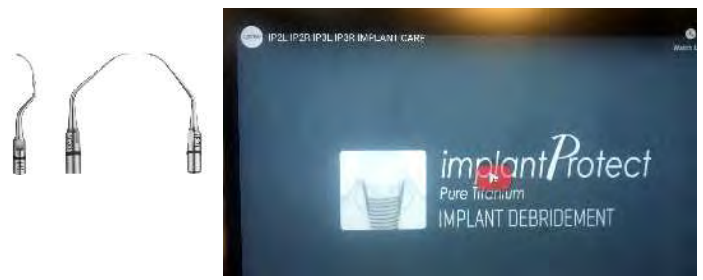
486

UOP Alumni 2021 - March 10, 2021

# Titanium vs Graphite Sclaers



# Acteon Newtron Implant Scalers



# Piezo Sclaer



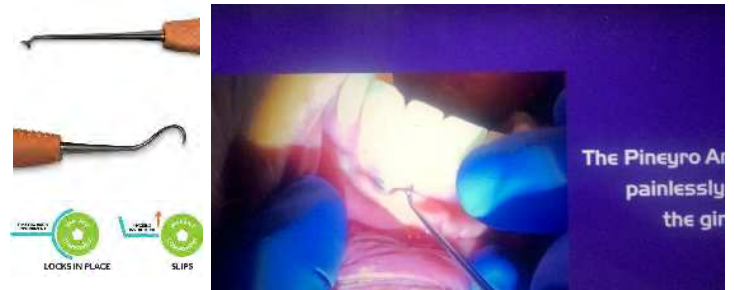
# Rinses



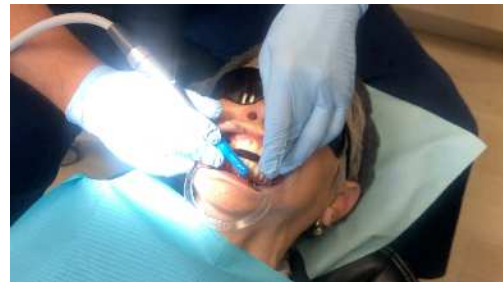
# Pineyro Arch Kit



# Pineyro Arch Kit



# Arrestin



493

UOP Alumni 2021 - March 10, 2021

494

UOP Alumni 2021 - March 10, 2021

# Maintenance



495

UOP Alumni 2021 - March 10, 2021

# Impression From Pickup



Verify From Surgery- Add Light Body Wash

Verify Index Taken At Surgery

496

UOP Alumni 2021 - March 10, 2021

# Impression from Pickup



Verify From Surgery- Add Light Body Wash

Place Analog Light Body Wash

497

UOP Alumni 2021 - March 10, 2021

# Try - In Verification



Wax-up and Verification

Verify Soft Tissue and Occlusion and Passive Fit

498

UOP Alumni 2021 - March 10, 2021

Nano Ceramic- Crystal Ultra ®  
with Trilor™ Substructure- Flexible Light. Strong



Definitive Prosthesis-- Trilor™ Substructure



Passive Fit- Light- Patient Dependent- Avoid Bruxism

499

UOP Alumni 2021 - March 10, 2021



Seal Access Filtek™ Supreme Ultra (Filter Supreme Ultra)  
PTFE Dental Tape (Teflon) Z Prime ®, Scotch Bond™ 3m



500

UOP Alumni 2021 - March 10, 2021



501

UOP Alumni 2021 - March 10, 2021



502

UOP Alumni 2021 - March 10, 2021



503

UOP Alumni 2021 - March 10, 2021

## Is Digital Dentistry Better?

- Yes! Most of the Time
- Improving for Dentures and Fit
- Hybrid Digital and Conventional for Full Arch
- PFM Bevel Prep
- Alginate for Bleaching Trays

504

UOP Alumni 2021 - March 10, 2021



# Thank you UOP Alumni!

Matthew R Young, DDS  
Young.MattDDS@Gmail.com